
**BUTTE COUNTYWIDE
HOMELESS CONTINUUM OF CARE
Butte County, California**



**2009 Point-In-Time
Homeless Census & Survey Report**



Acknowledgements

The Butte County, California 2009 Point-In-Time Census and Survey was a collaborative effort of the Butte Countywide Homeless Continuum of Care and the Point-In-Time Planning Committee. The Census sites were coordinated by Gloria Rodgers, Community Action Agency of Butte County, Inc, Carol Zanon, Butte County Department of Behavioral Health and the Greater Oroville Homeless Coalition, and Sarah Frohock, Youth for Change and the Paradise Ridge Family Resource Center. The data analysis was conducted with the assistance of Dr. Matthew O. Thomas, CSUC, Professor of Political Science. The report was compiled by Meagan Meloy, Continuum of Care Coordinator.

TABLE OF CONTENTS

Executive Summary	4
Overview	4
Methods	5
Results	6
Geographic Location	6
Age and Family Make-Up	7
Gender	9
Race/Ethnicity	10
Military Service	12
Type of Nighttime Residence	12
Length of Stay in Butte County	13
Length of Homelessness.....	14
Disability and Chronic Homelessness	14
Incarceration and Supervision.....	15
Homelessness and Foster Care	16
Reasons for Homelessness	17
Homelessness and Income	18
Education Level.....	19
Definitions	20
HUD Homeless (Sheltered or Unsheltered)	20
HUD Chronically Homeless	20
Department of Education Homeless.....	20
Transitional Housing	21
Emergency Shelter	21
Attachment A – 2009 PIT Survey	21

Executive Summary

The Butte Countywide Homeless Continuum of Care conducted the fourth annual Point-In-Time Homeless Census and Survey on January 28, 2009. Over 100 volunteers collected survey data at designated sites around Butte County. The effort yielded 1,106 surveys, which contained information about 1,380 total individuals who were experiencing homelessness in Butte County, CA on the day of the census.

Some notable results from the 2009 survey are as follows:

- *20% of the homeless respondents reported having children,*
- *28% were unsheltered (living outdoors),*
- *25% were sharing the housing of family and friends,*
- *58% reported having lived in Butte County for five years or longer,*
- *39% were “chronically homeless”,*
- *22% reported having some college level education, and*
- *47% reported having no financial resources.*

The Butte Countywide Homeless Continuum of Care is a collaborative planning and networking group made up of Butte County local homeless services organizations and interested individuals. Established in 2003, the Continuum of Care works to identify the County’s homeless populations, facilitate the coordinated provision of services to the homeless, identify gaps in services, and seek additional resources in addressing unmet need and insufficient services.

Overview

On January 28, 2009 the Butte County, California Homeless Continuum of Care (CoC) conducted a “point-in-time” homeless census and survey. This effort yielded 1,106 complete surveys and an additional 274 tallied individuals (no survey data) for a total count of 1,380 homeless individuals. According to the U.S. Department of Housing and Urban Development, “the Continuum of Care is a community plan to organize and deliver housing and services to meet the specific needs of people who are homeless as they move to stable housing and maximize self-sufficiency. It includes action steps to end homelessness and prevent a return to homelessness” (HUD). The Butte County CoC is a collaborative body made up of representatives from city government, county government, shelters, schools, hospitals, law enforcement, homeless advocacy groups, food banks, faith-based organizations, and other social service agencies.

Approximately 215,881 people live in Butte County, California. Butte’s southern border is located about 50 miles north of Sacramento. The total area of the county is 1,639 square miles. Most of this land area is sparsely populated, at an average of 124 people per square mile. There are four main population centers located around the county. These are the cities of Oroville and Gridley/ Biggs in the south and Chico and Paradise in the north. The city of Chico is home to 84,396 residents, with an urban area estimated to be about 105,000. This number represents nearly half of the county’s entire population. Chico is 28 square miles of land area with 2,161 people per square mile living within that area. Chico is obviously the metropolitan center of the county and, as expected, most of the county’s services available to the homeless are located there. The greater Oroville area is home to about 30,000 people and the town of Paradise is home to about 27,000 people. There are approximately 5,450 persons living in Gridley and 1,799 living in neighboring Biggs. The remainder of Butte’s population is spread out around other rural areas. Chico is the only population cluster in Butte County that falls under the U.S. Census classification of urban. Oroville, Paradise, Gridley, Biggs, and other unincorporated county areas are all classified as rural (U.S. Census Bureau).

Methods

A sub-committee of the Butte CoC developed a 21 question survey that sought information both required by HUD and designed for local purposes. The survey instrument asked for responses about age, gender, race/ethnicity, family make-up, military service, type and length of homelessness, disability and substance abuse, chronic homelessness, type, length, and frequency of homelessness, cause of homelessness, jail/prison and probation/parole, work and income, and education level. A unique identifier was created for each survey respondent in order to avoid duplication.

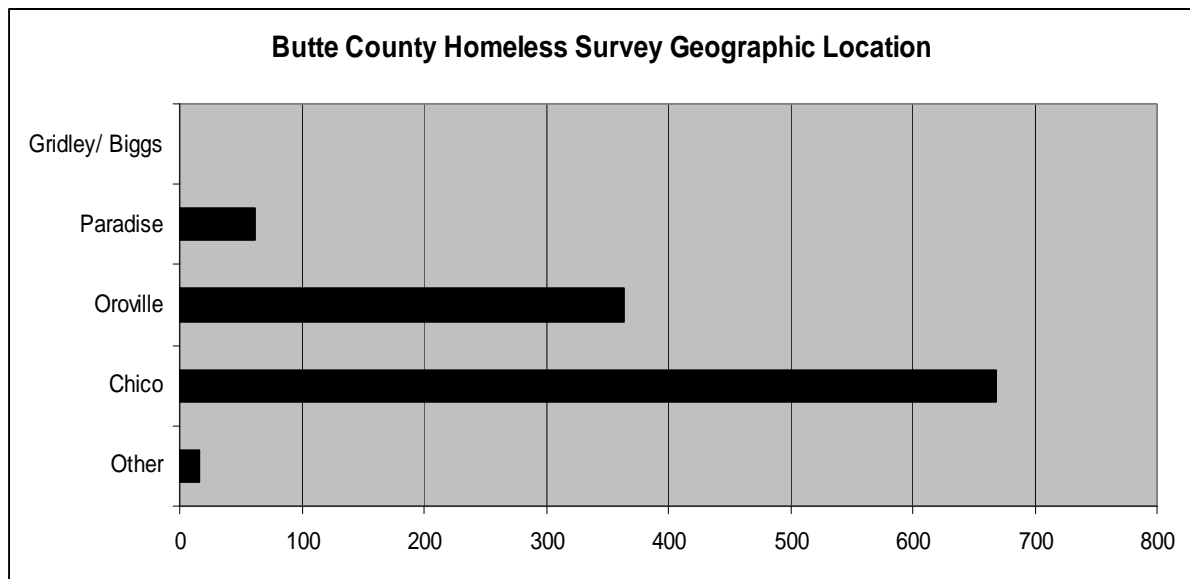
Site coordinators were appointed for the cities of Chico, Paradise, Oroville, and Gridley/ Biggs. Over one hundred volunteers were trained and went out in teams on January 28, 2009 between 6 a.m. and 6 p.m. to survey and/or tally homeless people at key locations. Some of the locations included shelters, soup kitchens, churches, parks, riverbanks, bridges, welfare offices, libraries, recycling centers, drop-in centers, and family resource centers. Coordinators relied on the staff persons working in agencies providing services

to homeless and low income people to help with the outreach efforts. Each individual who completed a survey was given resource information and a Safeway or Raley’s food card in the amount of five dollars and as a thank-you for participating. The intention of this count was to capture a snapshot of how many people were homeless in Butte County on that one day. The surveys were collected and entered into a Point-In-Time module created by the CoC’s HMIS vendor, Client Services Network, Bell Data Systems. The data was then exported into Excel and SPSS for analysis.

Results

Geographic Location

Location	Chico	Oroville	Paradise	Gridley/ Biggs	Other	Missing Location	Total
# of Surveys	668 60.4%	364 33.0%	62 5.61%	2 0.18%	6 .54%	4 .36%	1106 100%



The geographic location distributions of the 2009 homeless surveys follow the logical pattern of the greater Butte County population breakdown. Although the city of Chico holds just under 50% of the county’s population, it makes sense that higher rates, 60.4%, of the homeless surveys were collected there. 33.0% of the surveys were collected in Oroville, 5.61% collected in Paradise, 0.18% collected in Gridley, and the remaining .9% collected in other or unknown areas. Most of the county’s homeless services (shelters, meal services, and transitional housing programs) are located in Chico.

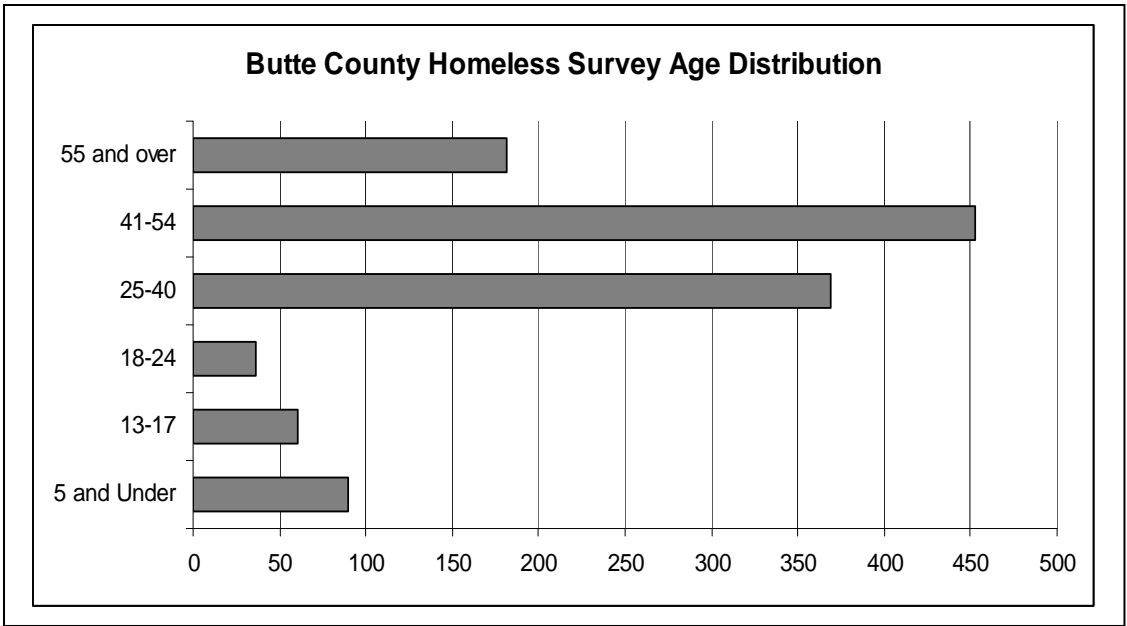
It is also easier to identify the homeless in Chico than in the rural cities and towns as many people congregate in the downtown parks and near the California State University, Chico campus. The rates of homelessness may be underreported in rural areas because it is more challenging to count people that are not easily seen, self-identified as homeless, or using shelter services. In Paradise, volunteers identified additional homeless individuals who were tallied, but were unreachable for the survey.

The following analysis in this report will look at survey responses from the Chico, Paradise, and Oroville area surveys because the Gridley/Biggs and the Other/Unknown area data do not contain a sufficient number of cases for analysis.

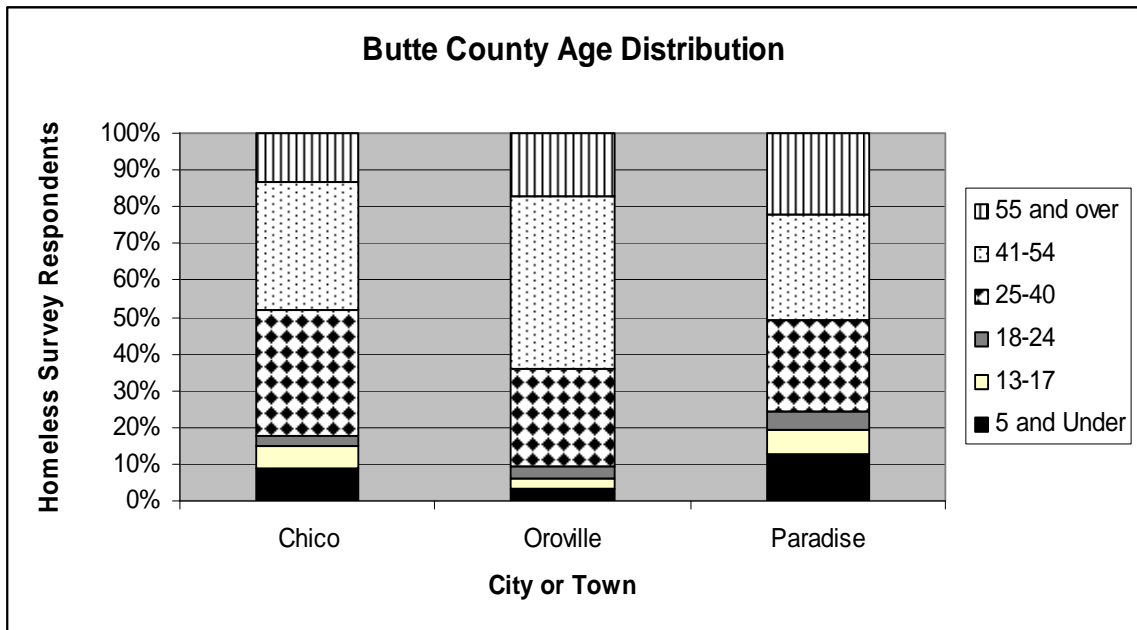
Age and Family Make-Up

The family make-up was similar across the communities of Chico, Oroville, and Paradise, consistently showing that the majority of homeless individuals counted were single adults. The number of children reported is likely low, considering that the Butte County Office of Education has collected data from 2005-2008 which reflect between 400-600 school aged children experiencing homelessness in Butte throughout one academic year. One reason for this discrepancy could be the difference in methodology (i.e. point-in-time versus year long data collection); other reasons could be the difference between the HUD and Department of Education definitions of homelessness and/or the unwillingness of survey respondents to share information about their children.

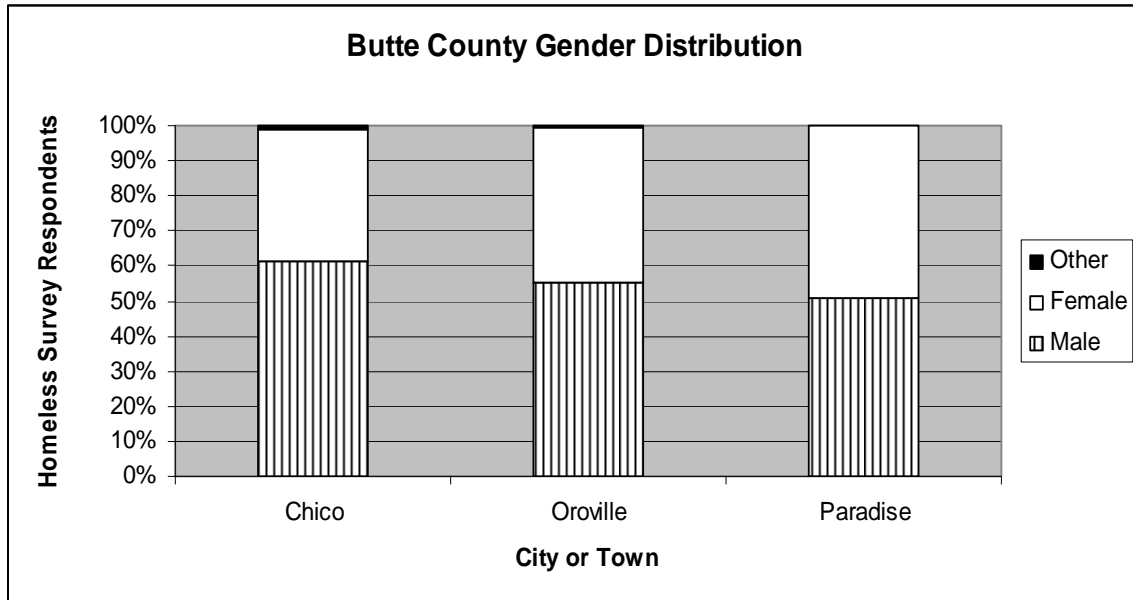
	Chico	Oroville	Paradise
FAMILY MAKE-UP			
Single Adult	557 65%	323 78%	45 48%
Adults in Families	169 20%	60 14%	28 30%
Children	132 15%	33 8%	21 22%



The age distribution among survey respondents clearly shows that most of Butte’s homeless individuals are adults between the ages of 25-55. Of the children reported, the largest age group is the 5 and under category. One notable difference between the three communities is that more children and youth were reported on surveys in Paradise than in Chico or Oroville.

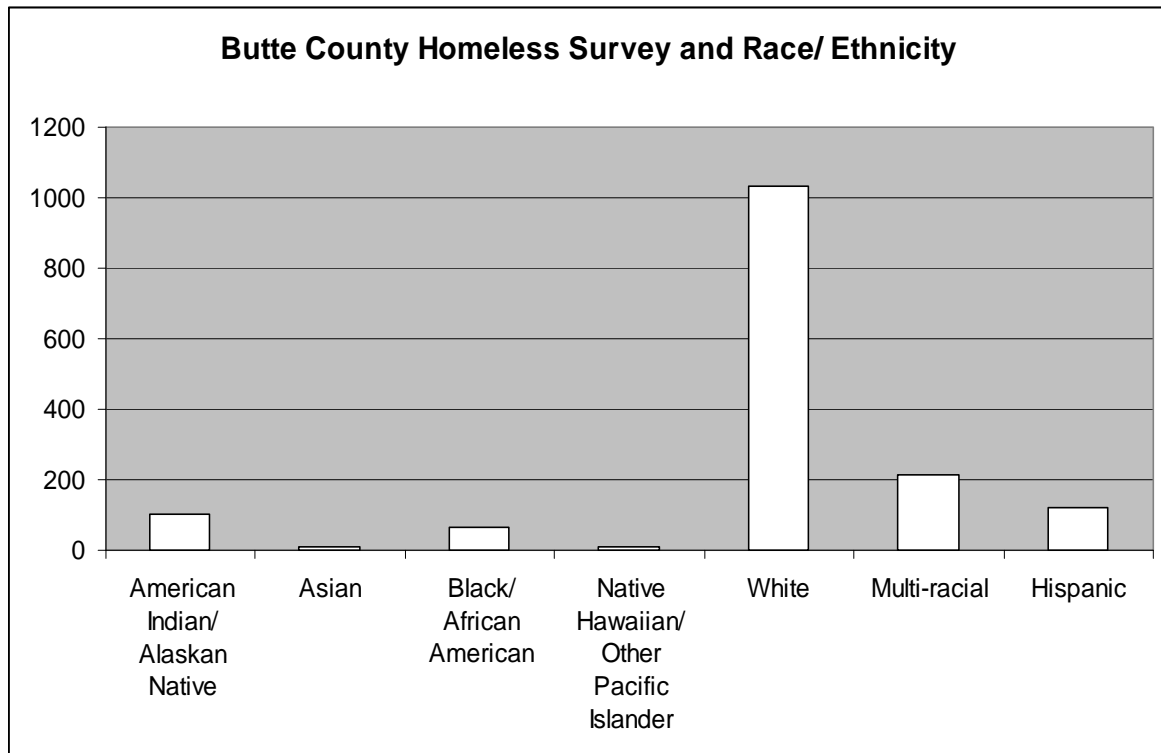


Gender



Of survey respondents, 59% were male, 40% were female, and 1% reported gender as other. An average of 20% of the Butte survey respondents reported having children. The number of families and children reported here is lower than most national estimates. It has been reported that single men comprise around 40% of the homeless population on average across the U.S. There has also been a trend noted in recent years that indicates families and children are increasingly joining the ranks of the homeless. A survey of 25 American cities conducted by the United States Conference of Mayors in 2005 found that 33% of the homeless identified through the survey were families with children (United States Conference of Mayors 2005). Again, this difference may be a result of the methodology used to collect the data.

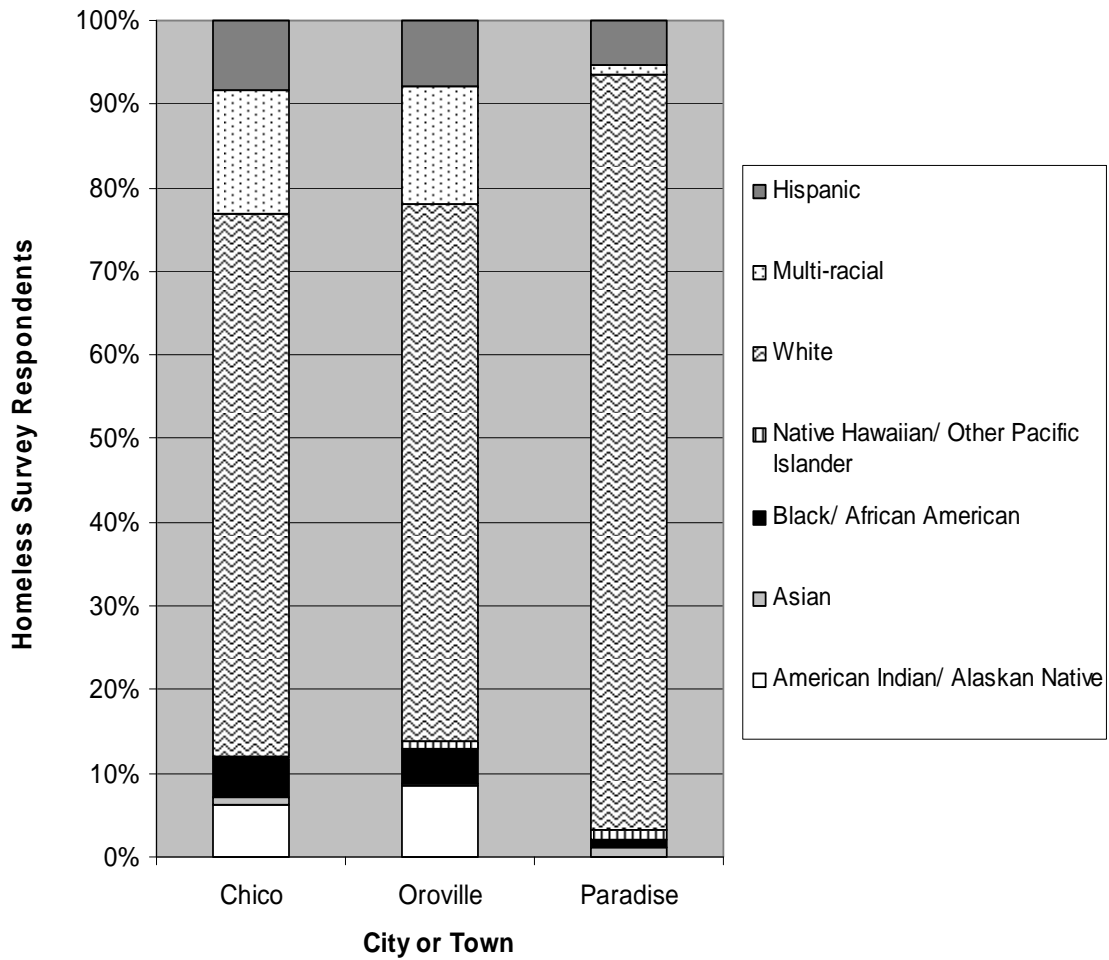
Race/Ethnicity



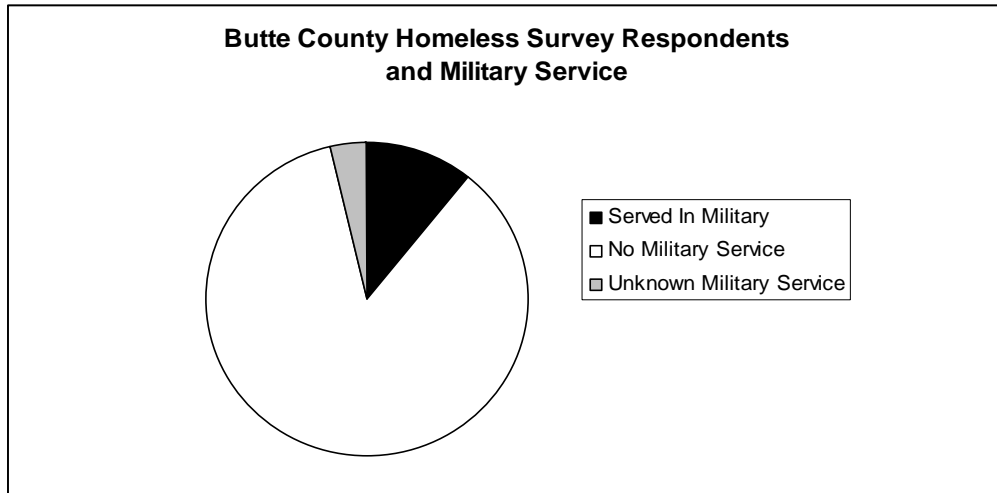
When asked about race, 75% of Butte survey respondents answered White, 5% answered Black/African American, 1% answered Asian, 1% answered Native Hawaiian/Other Pacific Islander, 7% answered American Indian, 15% answered Other Multi-racial, 2% answered Unknown, and 2% answered Decline to State. When asked about ethnicity, 9% of Butte survey respondents answered Hispanic. These results are somewhat surprising when compared to the Butte County general population. According to U.S. Census data, Butte County is 89% White, 1.6% Black, 12% Hispanic, 4.2% Asian, 0.2% Pacific Islander, and 2.1% American Indian (U.S. Census Bureau).

The survey results indicate that the homeless population in Butte is disproportionately made up of people of color, which fits with other research findings about the “new homeless”. The American Indian homeless population is significantly larger than would be expected based on the general population census data. The data also reflects a lower percentage of Hispanic and Asian respondents than expected. One reason that the Hispanic and Asian count is low is surely because there were no surveys translated into Spanish or Hmong, which are languages spoken in many homes in Butte County. Another reason could be that these groups may choose to share housing for cultural rather than strictly economic reasons and may not self-identify as homeless.

Butte County Race/ Ethnicity



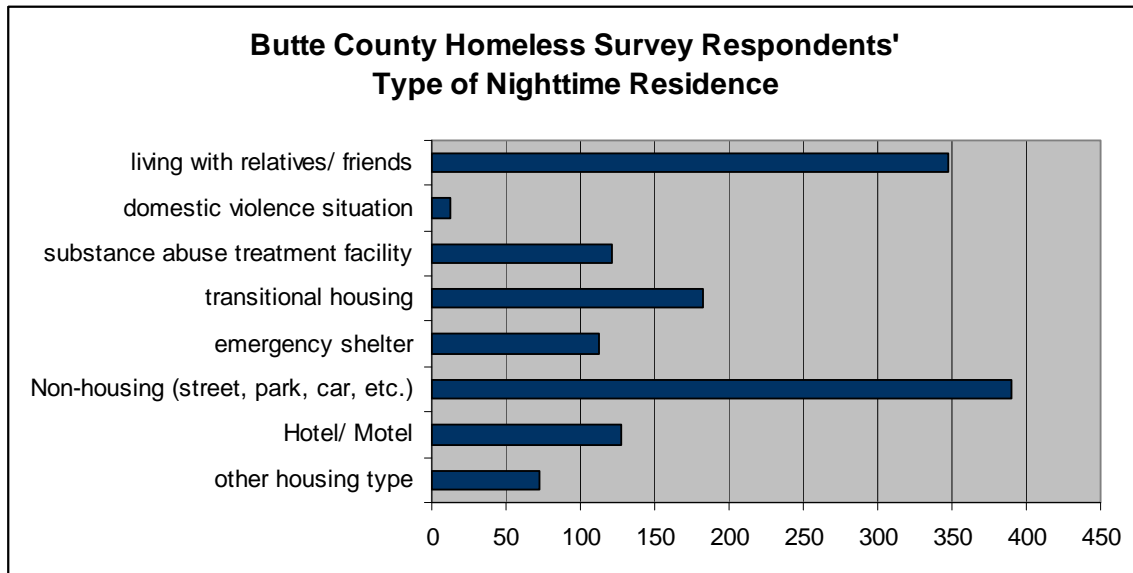
Military Service



In Chico, 11% of homeless survey respondents reported military service. In Oroville, 9% of survey respondents reported military service. In Paradise, 17% reported military service. The average Butte County percentage of homeless persons reporting military service was 10%.

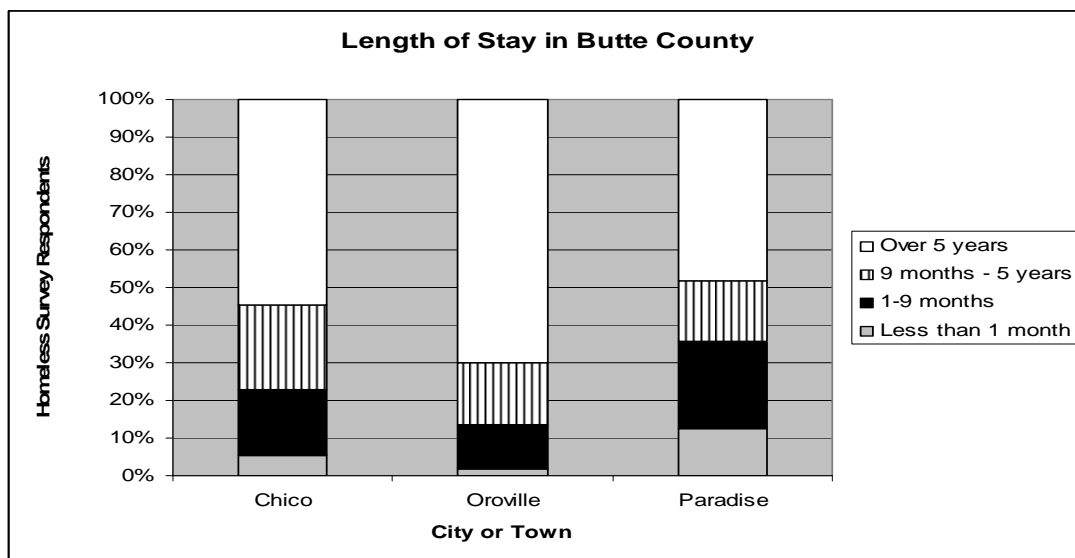
This is lower than the estimated 23% of homeless veterans reported by a recent Urban Institute study.

Type of Nighttime Residence



The type of nighttime residence reported most often by Butte survey respondents was “non-housing” at 28%, followed by “living with relatives/friends” at 25%. Other categories frequently reported were “transitional housing” at 13%, “hotel/motel” at 9%, and “substance abuse treatment facility” at 9%, and “emergency shelter” at 8%. It is important to note that 3 out of the top 5 most reported types of nighttime residence would not meet HUD homeless definition eligibility. Those 3 living situations are “living with relatives/ friends”, “hotel/motel”, and “substance abuse treatment facility”. These situations are certainly examples of “precarious housing”, but do not fit the “literally homeless” categories of street or shelter.

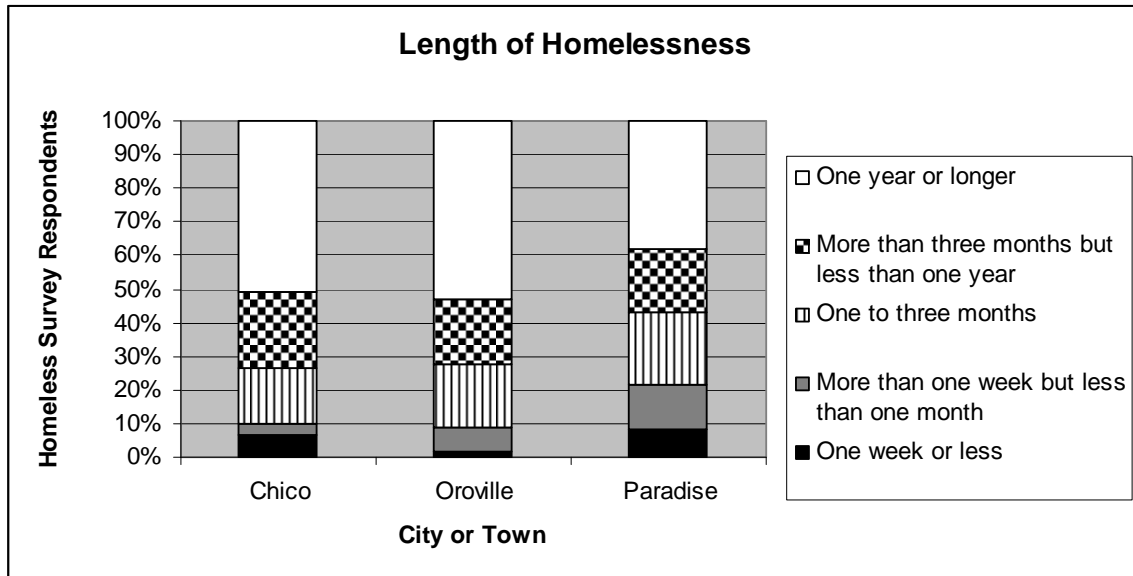
Length of Stay in Butte County



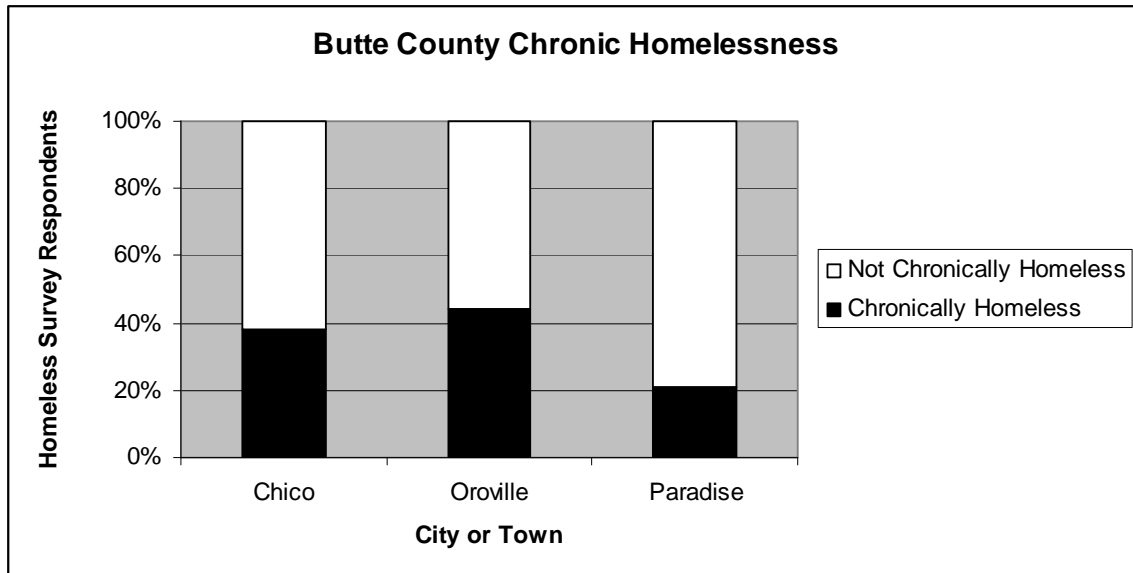
The majority of Butte homeless survey respondents, 58%, reported living in the county for 5 years or longer. Only a fraction of respondents, 5%, reported living in Butte for less than one month. This is an important finding because it dispels the popular myth that the county’s homeless population is transient. The data here illustrates that the homeless in Butte County are largely long-standing members of the community.

The results showed that 48% of survey respondents reported that they have been homeless for one year or longer.

Length of Homelessness

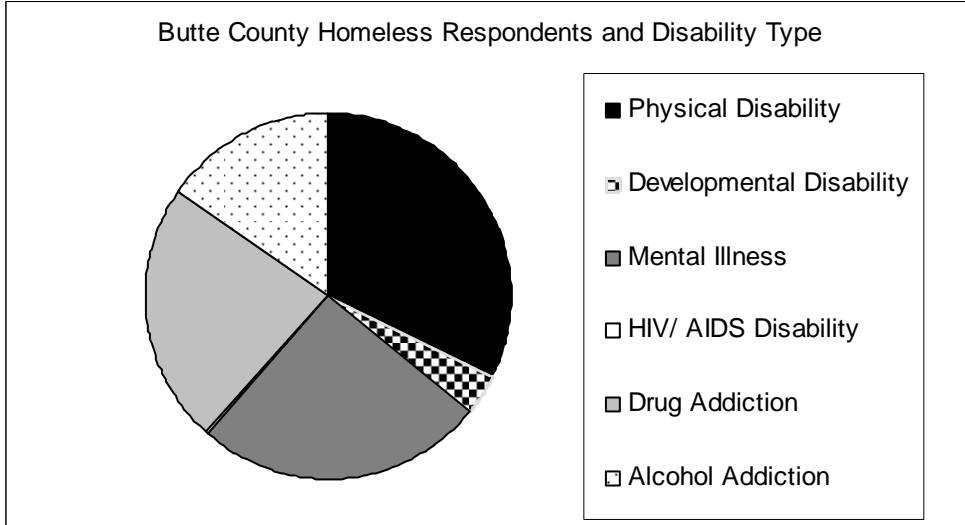


Disability and Chronic Homelessness



A surprising number of survey respondents met the HUD definition of “chronically homeless”. The overall percentage of Butte homeless individuals who would be considered “chronically homeless” was 39%. This is a greater percentage than the national estimate of 15-20%. Some studies in urban areas have shown that while the “chronically homeless” population may make up less than a quarter of the homeless

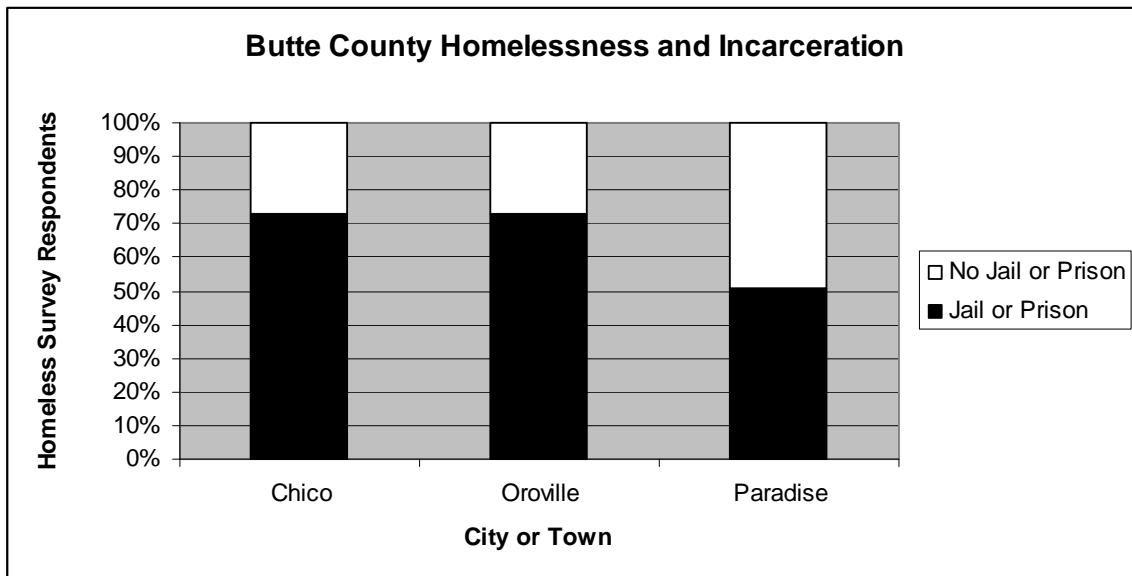
population, these individuals used over half of the local homeless resources. If that trend is repeated in Butte, the data here suggests that the county is home to a disproportionately large number of the neediest individuals (National Alliance to End Homelessness).

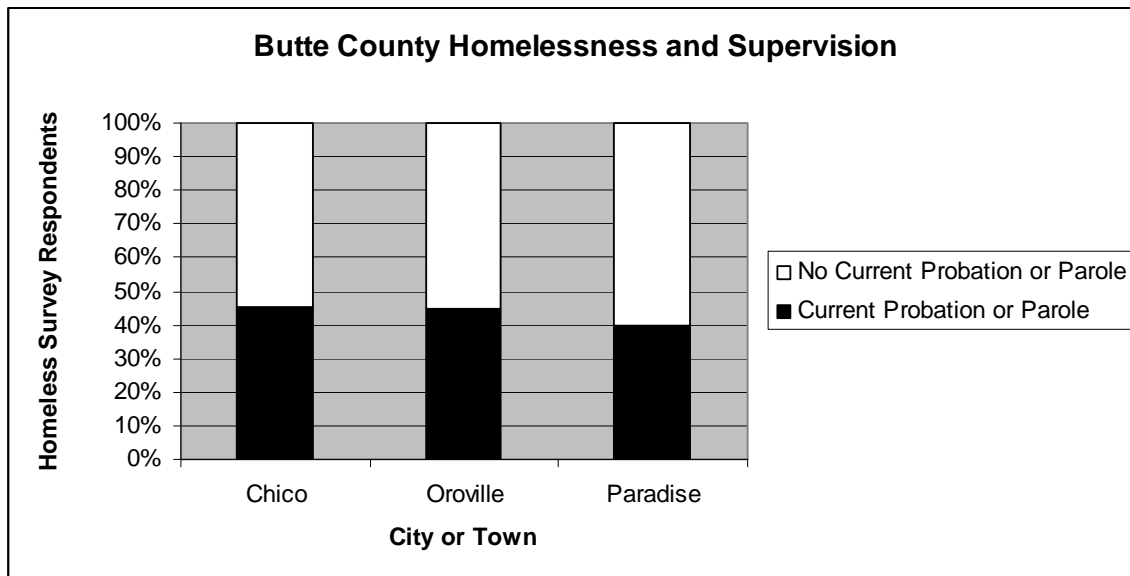


A total of 739 persons, or 66% of survey respondents reported having a disability.

Physical disability was reported by 38% of the survey respondents, while 4% of survey respondents said they had a developmental disability. Mental Illness was reported by 30% of the respondents. HIV/ AIDS disability was reported by less than 1% of the respondents. Drug Addiction was reported by 27% of respondents and Alcohol addiction was reported by 18% of respondents.

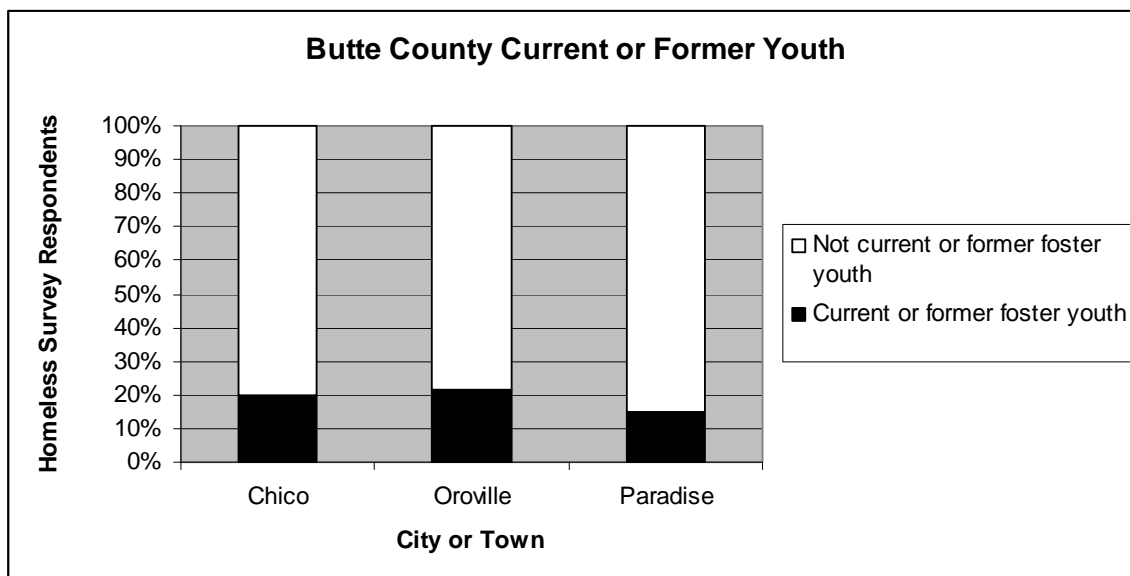
Incarceration and Supervision





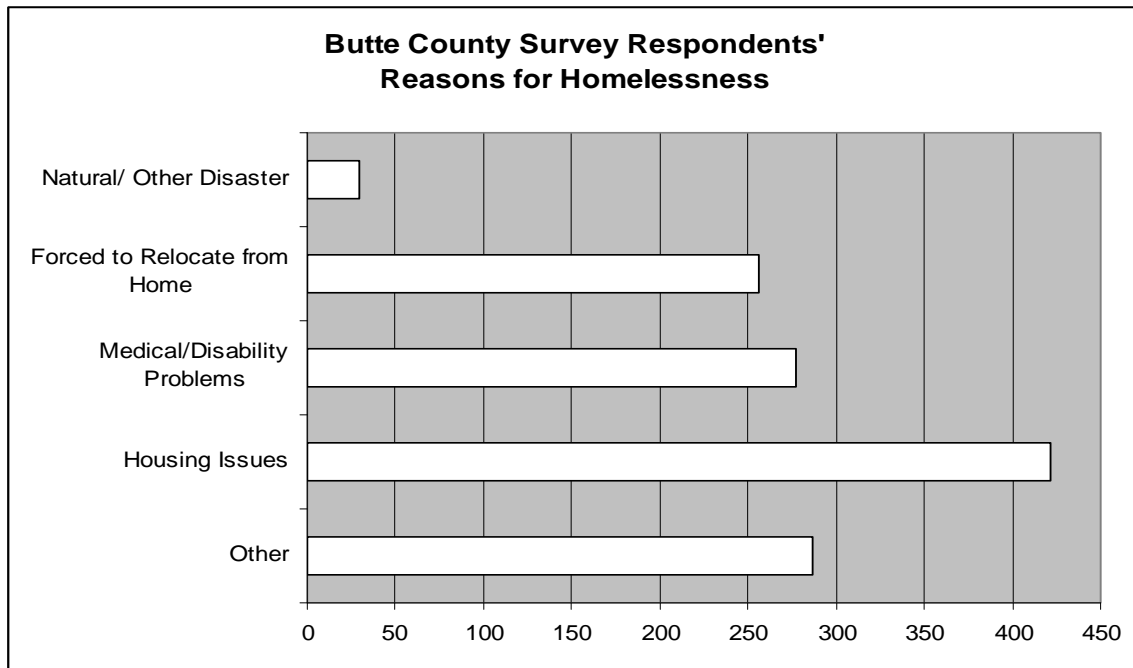
The connection between incarceration and homelessness has been noticed around the U.S. and is reflected in the Butte county survey responses. 70% of the survey respondents reported having been in jail or prison and 25% of the survey respondents reported current probation or parole status. This is even higher than the national estimate that maintains around 50% of the homeless have spent time in jail or prison (HUD).

Homelessness and Foster Care



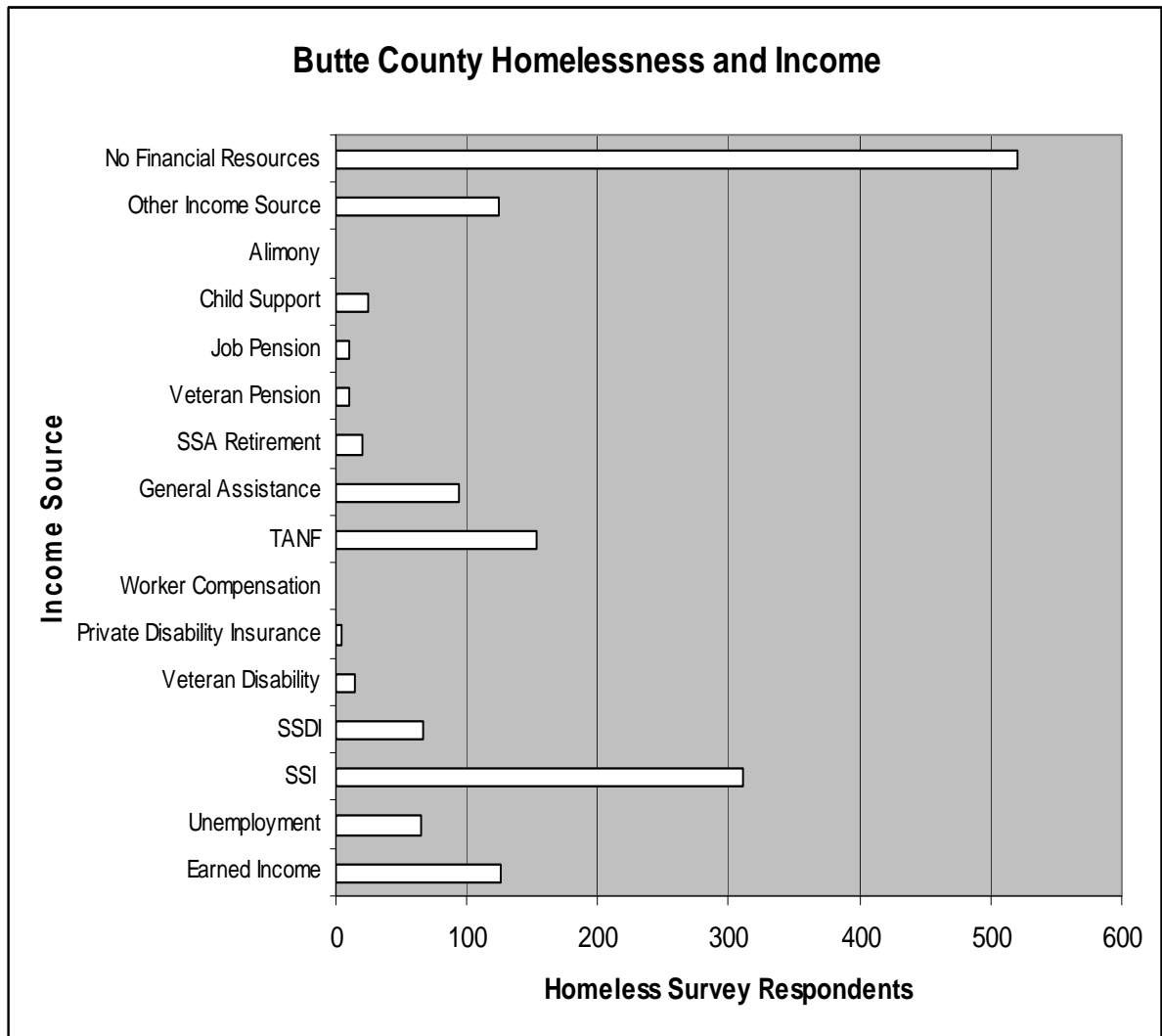
Most studies that have looked at the relationship between foster care and homelessness have found that anywhere from 9-30% of the homeless population are former foster youth. 20% of Butte County homeless survey respondents reported that they had been foster youth.

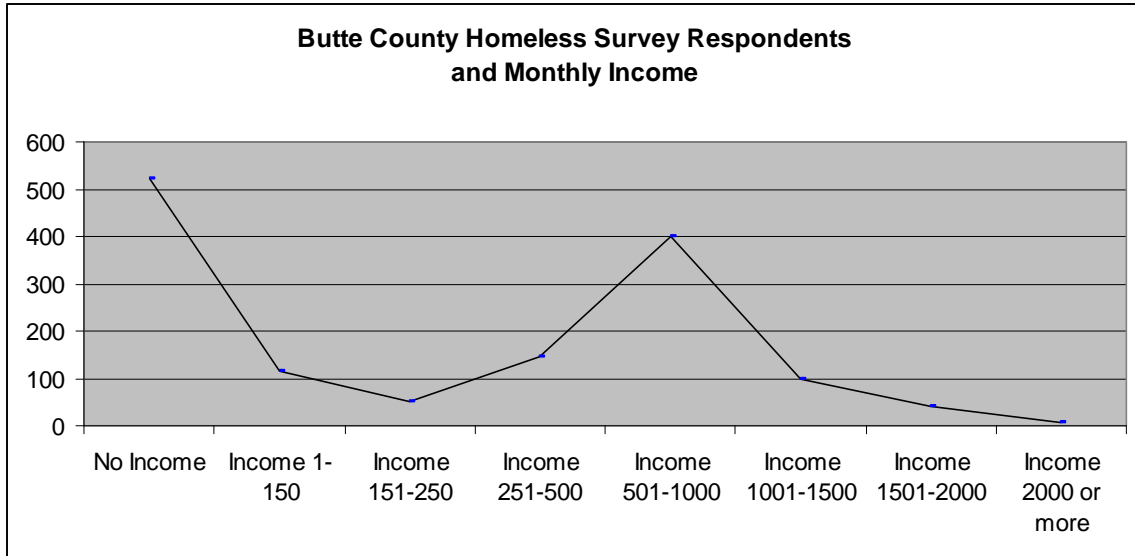
Reasons for Homelessness



The most common reason Butte homeless respondents gave for their current homelessness was “housing issues” at 38%, followed by “medical/ disability problems” at 25%.

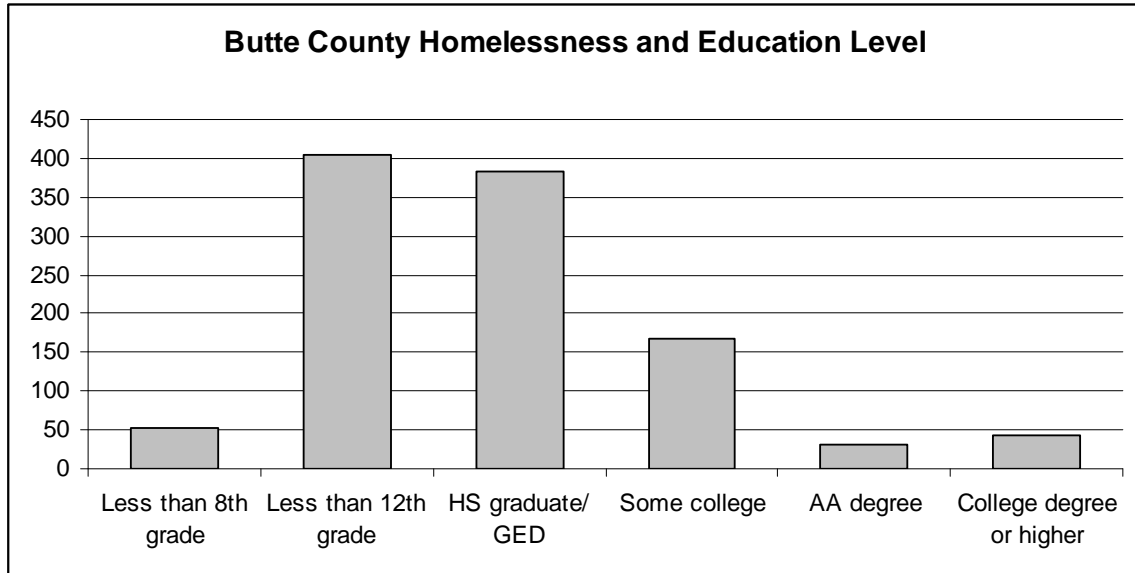
Homelessness and Income





An overwhelming number of Butte homeless survey respondents, 47%, reported having “no financial resources”. “No income” was the most frequently reported income level for the month of December 2008. This finding is concerning, considering the shortage of available housing for people who have low or no income.

Education Level



Of Butte homeless survey respondents, 5% reported less than an 8th grade education level, 37% reported less than a 12th grade education level, 35% reported that they had reached high school graduation or equivalent, 15% reported some college, 3% reported earning an AA degree, 4% reported earning four-year college degree or higher, and 2% reported an unknown education level.

Definitions

HUD Homeless (Sheltered or Unsheltered)

Title 42, Chapter 119, Subchapter I of United States code:

§11302. General definition of homeless individual(a) In general For purposes of this chapter, the term “homeless” or “homeless individual or homeless person” includes—

1. an individual who lacks a fixed, regular, and adequate nighttime residence; and
2. an individual who has a primary nighttime residence that is —
 - A. a supervised publicly or privately operated shelter designed to provide temporary living accommodations (including welfare hotels, congregate shelters, and transitional housing for the mentally ill);
 - B. an institution that provides a temporary residence for individuals intended to be institutionalized; or a public or private place not designed for, or ordinarily used as, a regular sleeping accommodation for human beings.

HUD Chronically Homeless

An unaccompanied adult with a disabling condition who has been continuously homeless for over one year or 4 or more times in the past 3 years.

Department of Education Homeless

Subtitle B of Title VII of the McKinney-Vento Homeless Assistance Act (Title X, Part C, of the No Child Left Behind Act) defines "homeless" as follows:

The term "homeless children and youths"--(A) means individuals who lack a fixed, regular, and adequate nighttime residence (within the meaning of section 103(a)(1)); and (B) includes—

- (i) children and youths who are sharing the housing of other persons due to loss of housing, economic hardship, or a similar reason; are living in motels, hotels, trailer parks, or camping grounds due to the lack of alternative adequate accommodations; are living in emergency or transitional shelters; are abandoned in hospitals; or are awaiting foster care placement;
- (ii) children and youths who have a primary nighttime residence that is a public or private place not designed for or ordinarily used as a regular sleeping accommodation for human beings (within the meaning of section 103(a)(2)(C));
- (iii) children and youths who are living in cars, parks, public spaces, abandoned buildings, substandard housing, bus or train stations, or similar settings; and
- (iv) migratory children (as such term is defined in section 1309 of the Elementary and Secondary Education Act of 1965) who qualify as homeless for the

Transitional Housing

HUD defines transitional housing as a project that is designed to provide housing and appropriate support services to homeless persons to facilitate movement to independent living within 24 months.

Emergency Shelter

Any facility with overnight sleeping accommodations, the primary purpose of which is to provide temporary shelter for the homeless in general or for specific populations of homeless persons.

Attachment A – 2009 PIT Survey

Survey Location:				
Have you completed survey earlier today?			<input type="checkbox"/> Yes (end survey) <input type="checkbox"/> No	
First Name/Initial	Last Name/Initial	Date of Birth (mm/dd/yyyy)	Last 4 SSN	Gender
		___/___/___	____	<input type="checkbox"/> Male <input type="checkbox"/> Female
Race: <input type="checkbox"/> American Indian or Alaskan Native <input type="checkbox"/> American Indian/Alaskan Native & White <input type="checkbox"/> Asian <input type="checkbox"/> Asian and White <input type="checkbox"/> Black/African American <input type="checkbox"/> Black/African American & White <input type="checkbox"/> Native Hawaiian or Other Pacific Islander <input type="checkbox"/> Other Multi-Racial <input type="checkbox"/> White <input type="checkbox"/> Unknown <input type="checkbox"/> American Indian/Alaskan Native & Black/African American <input type="checkbox"/> Refused				
Are you Hispanic or Latino?		<input type="checkbox"/> Yes <input type="checkbox"/> No <input type="checkbox"/> Unknown <input type="checkbox"/> Refused		
What was your last completed grade level in School?		<input type="checkbox"/> Less than 8th grade <input type="checkbox"/> Less than 12th grade <input type="checkbox"/> HS grad/GED <input type="checkbox"/> Some College <input type="checkbox"/> AA Degree <input type="checkbox"/> College Degree or More		
Have you ever served in the military?		<input type="checkbox"/> Yes <input type="checkbox"/> No <input type="checkbox"/> Unknown <input type="checkbox"/> Refused		
If yes in what conflicts?		<input type="checkbox"/> Korean <input type="checkbox"/> Iraq <input type="checkbox"/> Vietnam <input type="checkbox"/> Gulf War <input type="checkbox"/> Other Please Specify _____		
Where did you stay last night?		<input type="checkbox"/> Chico <input type="checkbox"/> Oroville <input type="checkbox"/> Paradise <input type="checkbox"/> Gridley <input type="checkbox"/> Other _____ <input type="checkbox"/> Refused		
What type of housing did you stay in last night?		<input type="checkbox"/> Domestic violence situation <input type="checkbox"/> Psychiatric facility <input type="checkbox"/> Emergency shelter <input type="checkbox"/> Rental housing (Hotel/Motel) <input type="checkbox"/> Hospital <input type="checkbox"/> Substance abuse treatment facility <input type="checkbox"/> Jail/prison <input type="checkbox"/> Transitional housing for homeless persons <input type="checkbox"/> Living with relatives/friends <input type="checkbox"/> Other <input type="checkbox"/> Non-housing (streets, park, car, bus station, etc.)		
How long have you been in Butte County? (Check one) <i>Note: If in & out, what is the TOTAL amount of time you've been in Butte County?</i> <input type="checkbox"/> Less than one month <input type="checkbox"/> 1-9 months <input type="checkbox"/> 9 months-5 years <input type="checkbox"/> Over 5 years <input type="checkbox"/> Refused to answer				
Do you have a disabling condition?		<input type="checkbox"/> Yes <input type="checkbox"/> No <input type="checkbox"/> Unknown <input type="checkbox"/> Refused		
If yes, please select all that apply:		<input type="checkbox"/> Physical <input type="checkbox"/> Developmental <input type="checkbox"/> Mental Health <input type="checkbox"/> HIV/AIDS <input type="checkbox"/> Drug Addiction <input type="checkbox"/> Alcohol Addiction		
How many times in the past 3 years have you been without a regular place to stay (including right now)? <input type="checkbox"/> 1 time <input type="checkbox"/> 2-3 times <input type="checkbox"/> 4 or more times				
Were you ever a foster care child?		<input type="checkbox"/> Yes <input type="checkbox"/> No <input type="checkbox"/> Unknown <input type="checkbox"/> Refused		
Have you ever been to jail or prison?		<input type="checkbox"/> Yes <input type="checkbox"/> No <input type="checkbox"/> Unknown <input type="checkbox"/> Refused		
If yes, are you currently on probation or parole?		<input type="checkbox"/> Yes <input type="checkbox"/> No <input type="checkbox"/> Unknown <input type="checkbox"/> Refused		
How long since you last had a regular place to stay? <input type="checkbox"/> 1 week or less <input type="checkbox"/> More than 3 months but less than a year <input type="checkbox"/> More than 1 week but less than 1 month <input type="checkbox"/> 1 year or longer <input type="checkbox"/> 1 to 3 months <input type="checkbox"/> Don't know				
What caused you to become homeless? (select all that apply) <input type="checkbox"/> Employment/financial reasons <input type="checkbox"/> Family problems <input type="checkbox"/> Housing issues <input type="checkbox"/> Natural/other disasters <input type="checkbox"/> Medical/disability problems <input type="checkbox"/> Recent immigration <input type="checkbox"/> Forced to relocate from home				

Do you or anyone in your household receive any of the following forms of income? (select all that apply)

<input type="checkbox"/> Earned income	<input type="checkbox"/> Workers' Comp	<input type="checkbox"/> Job pension
<input type="checkbox"/> Unemployment	<input type="checkbox"/> TANF	<input type="checkbox"/> Child support
<input type="checkbox"/> SSI	<input type="checkbox"/> General assistance	<input type="checkbox"/> Alimony
<input type="checkbox"/> SSDI	<input type="checkbox"/> SSA retirement	<input type="checkbox"/> Other source
<input type="checkbox"/> Veterans disability	<input type="checkbox"/> Veteran's pension	<input type="checkbox"/> No financial resource
<input type="checkbox"/> Private disability insurance		

What is your household's approximate **monthly** income? (select ONLY ONE)

<input type="checkbox"/> No Income	<input type="checkbox"/> \$1-\$150	<input type="checkbox"/> \$151-\$250	<input type="checkbox"/> \$251-\$500
<input type="checkbox"/> \$501-\$1,000	<input type="checkbox"/> \$1,001-\$1,500	<input type="checkbox"/> \$1,501-\$2,000	<input type="checkbox"/> \$2,000+

Other Adults In Household

Initials	Date of Birth (mm/dd/yyyy)	Last 4 SSN	Race (see codes below)	Gender	Hispanic?	Military Service
	___/___/____	____		<input type="checkbox"/> M <input type="checkbox"/> F	<input type="checkbox"/> Yes <input type="checkbox"/> No	<input type="checkbox"/> Yes <input type="checkbox"/> No
	___/___/____	____		<input type="checkbox"/> M <input type="checkbox"/> F	<input type="checkbox"/> Yes <input type="checkbox"/> No	<input type="checkbox"/> Yes <input type="checkbox"/> No
	___/___/____	____		<input type="checkbox"/> M <input type="checkbox"/> F	<input type="checkbox"/> Yes <input type="checkbox"/> No	<input type="checkbox"/> Yes <input type="checkbox"/> No

Children In Household

Initials	Date of Birth (mm/dd/yyyy)	Last 4 SSN	Race (see codes below)	Gender	Hispanic?
	___/___/____	____		<input type="checkbox"/> M <input type="checkbox"/> F	<input type="checkbox"/> Yes <input type="checkbox"/> No
	___/___/____	____		<input type="checkbox"/> M <input type="checkbox"/> F	<input type="checkbox"/> Yes <input type="checkbox"/> No
	___/___/____	____		<input type="checkbox"/> M <input type="checkbox"/> F	<input type="checkbox"/> Yes <input type="checkbox"/> No
	___/___/____	____		<input type="checkbox"/> M <input type="checkbox"/> F	<input type="checkbox"/> Yes <input type="checkbox"/> No
	___/___/____	____		<input type="checkbox"/> M <input type="checkbox"/> F	<input type="checkbox"/> Yes <input type="checkbox"/> No
	___/___/____	____		<input type="checkbox"/> M <input type="checkbox"/> F	<input type="checkbox"/> Yes <input type="checkbox"/> No
	___/___/____	____		<input type="checkbox"/> M <input type="checkbox"/> F	<input type="checkbox"/> Yes <input type="checkbox"/> No

- | | |
|---|--|
| <i>AI - American Indian or Alaskan Native</i> | <i>AI/W - American Indian/Alaskan Native & White</i> |
| <i>AS - Asian</i> | <i>AS/W - Asian and White</i> |
| <i>BAA - Black/African American</i> | <i>BAA/W - Black/African American & White</i> |
| <i>OPI - Native Hawaiian or Other Pacific Islander</i> | <i>O - Other Multi-Racial</i> |
| <i>W - White</i> | <i>U - Unknown</i> |
| <i>AI/BAA - American Indian/Alaskan Native & Black/African American</i> | <i>R - Refused</i> |

THANK YOU for helping us with this survey.

OFFICE USE ONLY:	
Person Completing Survey: _____	Date: _____
Agency/Location Where Survey Completed: _____	
<input type="checkbox"/> Street <input type="checkbox"/> Agency <input type="checkbox"/> Camp <input type="checkbox"/> Housing Facility <input type="checkbox"/> Public Building	
County: _____	
Respondent Spending Up To 30 Days in Jail, Hospital or Treatment Facility? <input type="checkbox"/> Yes <input type="checkbox"/> No	