

**BUTTE COUNTYWIDE
HOMELESS CONTINUUM OF CARE
Butte County, California**



**2011 Point-In-Time
Homeless Census & Survey Report**



The data entry was completed by the Department of Public Health and Community Services, Butte County. The report was compiled by the Department of Public Health and Community Services, Butte County. The report is available in both English and Spanish. The report is available in both English and Spanish. The report is available in both English and Spanish.

Acknowledgements

The Butte County, California 2011 Point-In-Time Homeless Census and Survey was a collaborative effort undertaken by the Butte Countywide Homeless Continuum of Care's participating agencies. (See appendix for a list of participating agencies.)

Survey Sites were coordinated by:

- ❖ **Chico:** Meagan Meloy, Butte Countywide Homeless Continuum of Care
- ❖ **Oroville:** Carol Zanon, Butte County Department of Behavioral Health and the Greater Oroville Homeless Coalition
- ❖ **Paradise:** Sarah Frohock, Youth for Change and the Paradise Ridge Homeless Coalition
- ❖ **Gridley:** Vern Hartman, Housing Authority of the County of Butte and Gridley Lions' Club

Thank you to the following entities for their generosity in providing space for volunteers and survey respondents on the day of the event:

- ❖ 6th Street Drop-In Center for Youth
- ❖ Butte County Department of Behavioral Health, Gridley Outpatient Center
- ❖ Butte County Department of Employment and Social Services
- ❖ Butte County Public Library, Chico and Oroville Branches
- ❖ City of Chico, Housing and Neighborhood Services Department
- ❖ Herman's Glass of Gridley
- ❖ Housing Authority of the County of Butte, Chico
- ❖ Jesus Center
- ❖ Paradise Ridge Family Resource Center
- ❖ The HOPE Center

The data entry was coordinated by the Community Action Agency of the County of Butte, Esplanade House. The report was compiled by Meagan Meloy, Continuum of Care Coordinator. Special thanks to Enloe Medical Center for providing 2,200 double-sided survey copies.

Executive Summary

*The Butte Countywide Homeless Continuum of Care conducted the sixth annual Point-In-Time Homeless Census and Survey on January 27, 2011. Over 150 volunteers collected survey data at designated sites around Butte County. The effort yielded 1,410 surveys, which contained information about 1,772 total individuals who were experiencing homelessness in Butte County, CA on the day of the census. This represents a **20% increase** over the number of homeless individuals surveyed in 2010.*

The number of additional homeless individuals tallied (unable to be contacted for full survey information) was 140 for a total of 1,912 homeless individuals.

Some notable results from the 2011 survey are as follows:

- 12% of the homeless respondents reported having children,
- 30% were unsheltered (living outdoors),
- 32% were sharing the housing of family and friends,
- 60% reported having lived in Butte County for five years or longer,
- 18% were “chronically homeless”,
- 27% reported having some college level education,
- 48% reported having no financial resources,
- 24% reported having a pet,
- 13% reported military service,
- 37% reported having a physical disability,
- 28% reported having a mental illness,
- 53% reported “employment/ financial reasons” as the cause of homelessness, and
- 66% reported “no job or income” as a barrier to accessing housing.

The Butte Countywide Homeless Continuum of Care is a collaborative planning and networking group made up of Butte County local homeless services organizations and interested individuals. Established in 2003, the Continuum of Care works to identify the county’s homeless populations, facilitate the coordinated provision of services to the homeless, identify gaps in services, and seek additional resources in addressing unmet need and insufficient services.

TABLE OF CONTENTS

Acknowledgements	2
Executive Summary	3
Overview	5
Methods	5
GEOGRAPHIC LOCATION	6
GEOGRAPHIC LOCATION: 2009, 2010, & 2011	7
AGE AND FAMILY MAKE-UP	7
AGE DISTRIBUTION	9
GENDER	10
RACE/ ETHNICITY	11
MILITARY SERVICE	13
TYPE OF NIGHTTIME RESIDENCE	14
LENGTH OF STAY IN BUTTE COUNTY	16
LENGTH OF HOMELESSNESS	17
DISABILITY & CHRONIC HOMELESSNESS	18
INCARCERATION & SUPERVISION	20
HOMELESSNESS & FOSTER CARE	22
REASONS FOR HOMELESSNESS	23
BARRIERS TO ACCESSING HOUSING	25
PETS	27
HOMELESSNESS & INCOME	28
EDUCATION LEVEL	30
2011 Butte Point-In-Time Homeless Survey	32
Definitions	33
HUD HOMELESS (Sheltered or Unsheltered)	34
HUD CHRONICALLY HOMELESS	34
DEPARTMENT OF EDUCATION HOMELESS	34
TRANSITIONAL HOUSING	35
EMERGENCY SHELTER	35
Appendix	36
BUTTE COUNTYWIDE HOMELESS CONTINUUM OF CARE LIST OF MEMBERS	36

Overview

On January 27, 2011 the Butte County, California Homeless Continuum of Care (CoC) conducted a "point-in-time" homeless census and survey. This effort yielded 1,410 surveys containing information about 1,772 persons.

Approximately 220,000 people live in Butte County, California. Butte's southern border is located about 50 miles north of Sacramento. The total area of the county is 1,639 square miles. Most of this land area is sparsely populated, at an average of 124 people per square mile. There are four main population centers located around the county. These are the Cities of Oroville and Gridley in the south and the City of Chico and Town of Paradise in the north. The City of Chico is home around 85,000 residents, with an urban area estimated to be about 105,000. This number represents nearly half of the county's entire population. Chico is the metropolitan center of the county and, as expected, most of the county's services available to the homeless are located there. The greater Oroville area is home to about 30,000 people and the Town of Paradise is home to about 27,000 people. There are approximately 6,400 persons living in the City of Gridley and 1,800 living in the neighboring City of Biggs. The remainder of Butte's population is spread out around other rural areas. Chico is the only population cluster in Butte County that falls under the U.S. Census classification of urban. (U.S. Census Bureau).

Methods

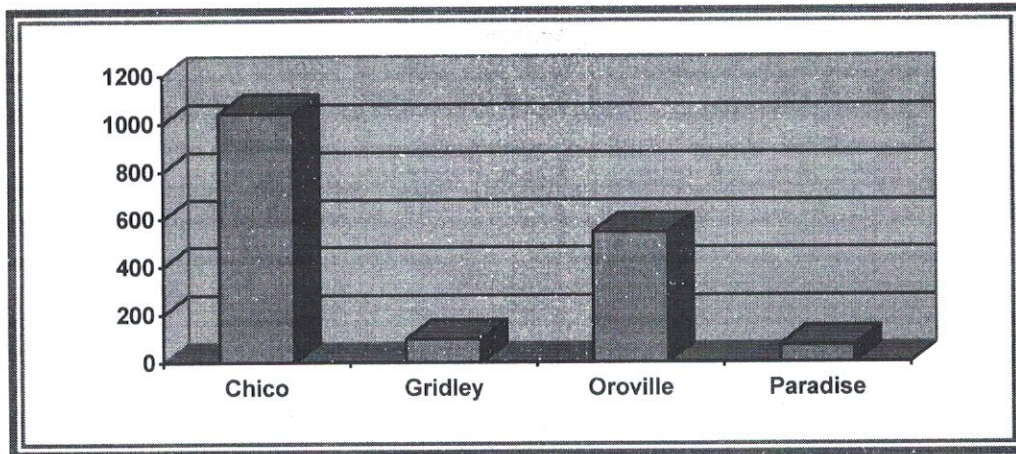
A sub-committee of the Butte CoC developed a 22 question survey that sought information both required by HUD and designed for local purposes. The survey instrument asked for responses about age, gender, race/ethnicity, family make-up, military service, type and length of homelessness, disability and substance abuse, chronic homelessness, type, length, and frequency of homelessness, cause of homelessness, jail/prison and probation/parole, work and income, and education level. Two new questions were added to the 2011 survey: 1) Were you ever activated, into active duty, as a member of the National Guard or as a Reservist, and 2) What is your family make-up? The first was added because the Veteran's Administration made a systematic effort to connect with local CoCs to supply wording on veteran status in order to get a more consistent count of homeless veterans. The second was added in an attempt to count the number of unaccompanied youth (minors who are not with a parent or guardian), as well as single adults, families, and children. A unique identifier was created for each survey respondent in order to avoid duplication.

Over 150 volunteers were trained and went out in teams on January 27, 2011 between 6 AM and 6 PM to survey and/or tally homeless people at key locations. Some of the locations included shelters, churches, parks, riverbanks, bridges, welfare offices, libraries, recycling centers, drop-in centers, and family resource centers. Coordinators relied on the staff persons working in agencies providing services to homeless and low income people to help with the outreach efforts. Each individual who completed a survey was given resource information and a grocery card in the amount of five dollars and as a thank-you for participating. The intention of this count was to capture a snapshot of how many people were homeless in Butte County on that one day. The surveys were collected and entered into the CoC's Homeless Management Information System (HMIS).

Results

GEOGRAPHIC LOCATION

<i>Location</i>	<i>Chico</i>	<i>Gridley</i>	<i>Oroville</i>	<i>Other</i>	<i>Paradise</i>	<i>Total</i>
# of Homeless Persons	1,043	97	545	16	71	1,772
Percentage	59%	5%	31%	1%	4%	100%



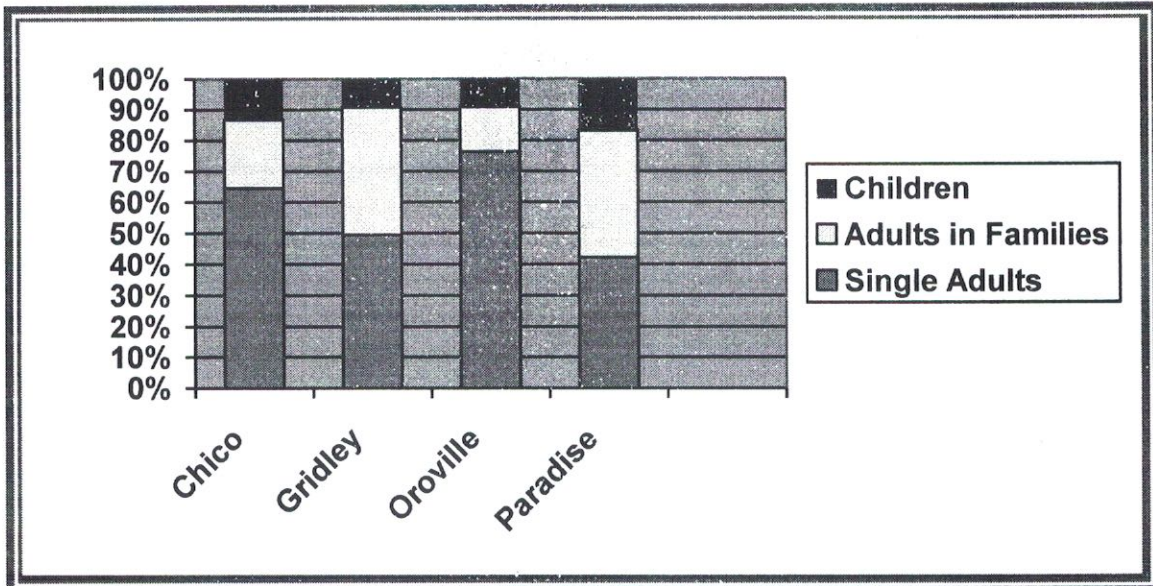
The geographic locations where the 2011 homeless surveys were taken generally align with the overall population distribution of the county, with some notable differences. The City of Gridley makes up a small 2.5% of the county's population, yet 5% of the total homeless surveys were taken in the greater Gridley area. The majority of the Gridley area survey respondents reported being doubled up (sharing housing). Although the Chico area is home to just fewer than 50% of the county's population, a higher rate, 59%, of the homeless surveys were collected there. This is not surprising, considering the majority of shelters and other homeless services are located there. While the Town of Paradise comprises 12.5% of the county's population, only 4% of the total homeless surveys were taken there. This is likely due to the challenge in locating people in a community that is rural and offers limited social services. The rates of homelessness are almost certainly underreported in rural areas because it is difficult to count people that are not easily seen, self-identified as homeless, or using shelter services.

GEOGRAPHIC LOCATION: 2009, 2010, & 2011

2009					2010					2011				
Chico	Gridley	Oroville	Paradise	Other	Chico	Gridley	Oroville	Paradise	Other	Chico	Gridley	Oroville	Paradise	Other
668	2	364	62	10	865	79	386	83	9	1,043	97	545	71	16

AGE AND FAMILY MAKE-UP

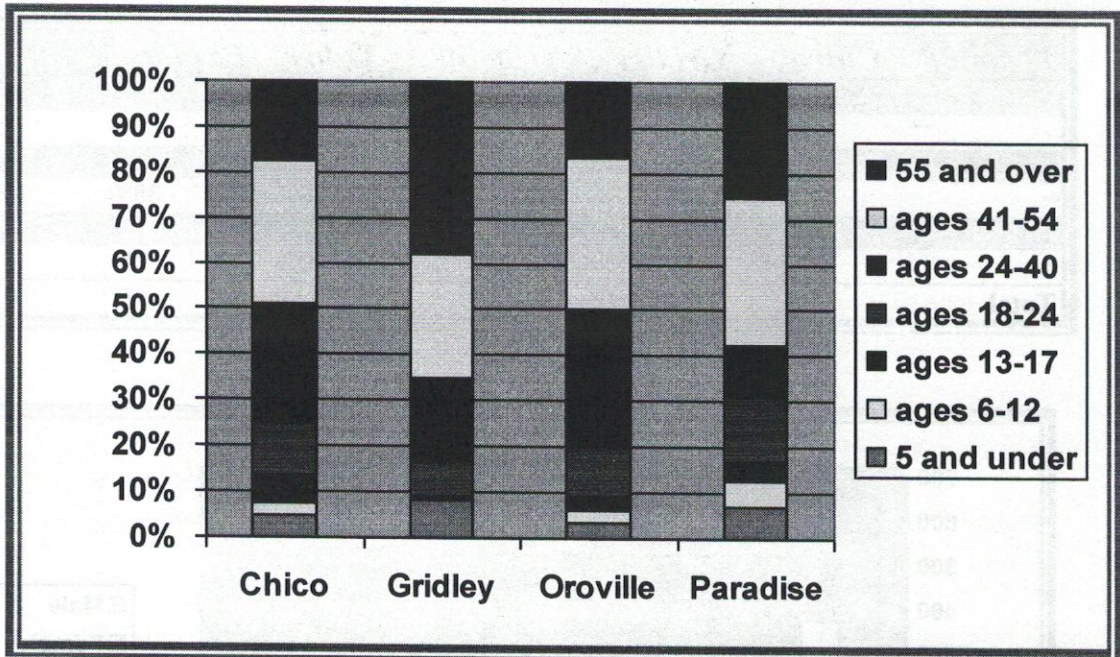
<i>Location</i>	<i>Chico</i>	<i>Gridley</i>	<i>Oroville</i>	<i>Other</i>	<i>Paradise</i>	<i>Total</i>
Single Adults	672	48	416	4	30	1,170
<i>Percentage</i>	64%	49%	76%	25%	42%	66%
Adults in Families	231	40	79	8	29	387
<i>Percentage</i>	22%	41%	14%	50%	41%	22%
Children	140	9	50	4	12	215
<i>Percentage</i>	13%	9%	9%	25%	17%	12%
Total	1,043	97	545	16	71	1,772
Unaccompanied Youth (age 17 or under)	29	2	4	0	1	36
<i>Percentage</i>	3%	2%	1%	0%	1%	2%



The family make-up was similar in the communities of Chico and Oroville, consistently showing that the majority of homeless individuals counted were single adults. In Gridley and Paradise, survey respondents were nearly evenly split between individuals and those in families. The number of children reported overall is likely low, considering that the Butte County Office of Education has collected data from 2005-2010 which reflect between 400-600 school aged children experiencing homelessness in Butte throughout one academic year. One reason for this discrepancy could be the difference in methodology (i.e. point-in-time versus year long data collection); other reasons could be the difference between the HUD and Department of Education definitions of homelessness and/or the unwillingness of survey respondents to share information about their children because of fear of child welfare involvement or similar reasons.

The 2011 survey was the first that asked whether or not a respondent was an “unaccompanied youth”. The results show that about 2% of the total persons surveyed were minors living out of the physical custody of a parent or guardian. This may be an underrepresentation of this population, considering that over 100 unaccompanied youth have been identified in county schools in recent years.

AGE DISTRIBUTION

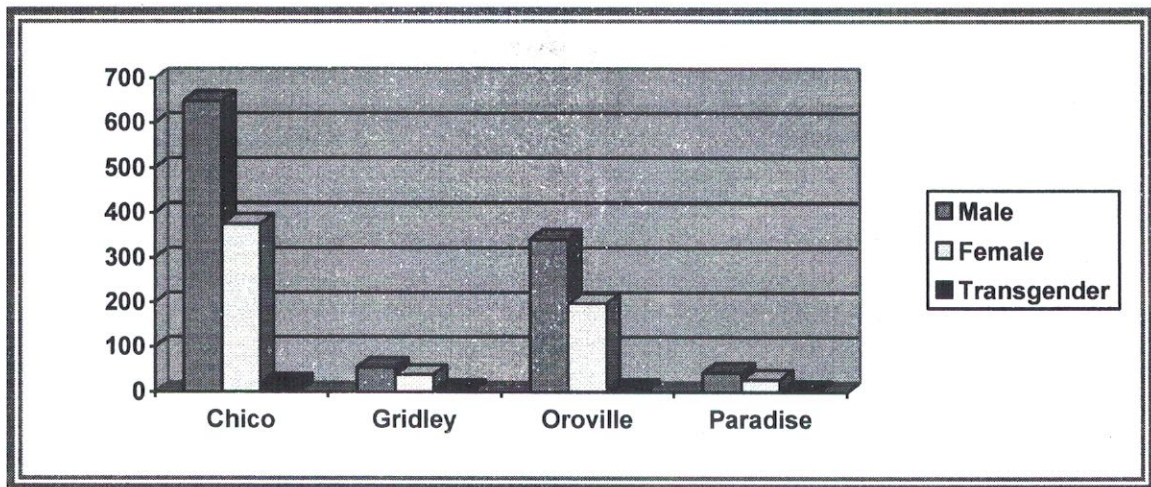


Location	Chico	Gridley	Oroville	Other	Paradise	Total
5 and under	49	8	20	0	5	82
	5%	8%	4%	0%	7%	5%
6-12	27	0	13	1	4	45
	3%	0%	2%	6%	6%	3%
13-17	64	1	17	3	3	88
	6%	1%	3%	19%	4%	5%
18-24	121	7	60	3	10	201
	12%	7%	11%	19%	14%	11%
25-40	271	18	164	1	8	462
	26%	19%	30%	6%	11%	26%
41-54	327	26	180	4	23	560
	31%	27%	33%	25%	32%	32%
55 and over	184	37	91	4	18	334
	18%	38%	17%	25%	25%	19%
Total	1,043	97	545	16	71	1,772

The age distribution among survey respondents indicates that most of Butte's homeless individuals are adults between the ages of 25-54. Two notable differences in age distribution are: 1) the Paradise area survey respondents reported a higher rate of young children (0-12). 2) the Gridley area survey respondents fall into the 55 and over age category at a higher rate than the other communities.

GENDER

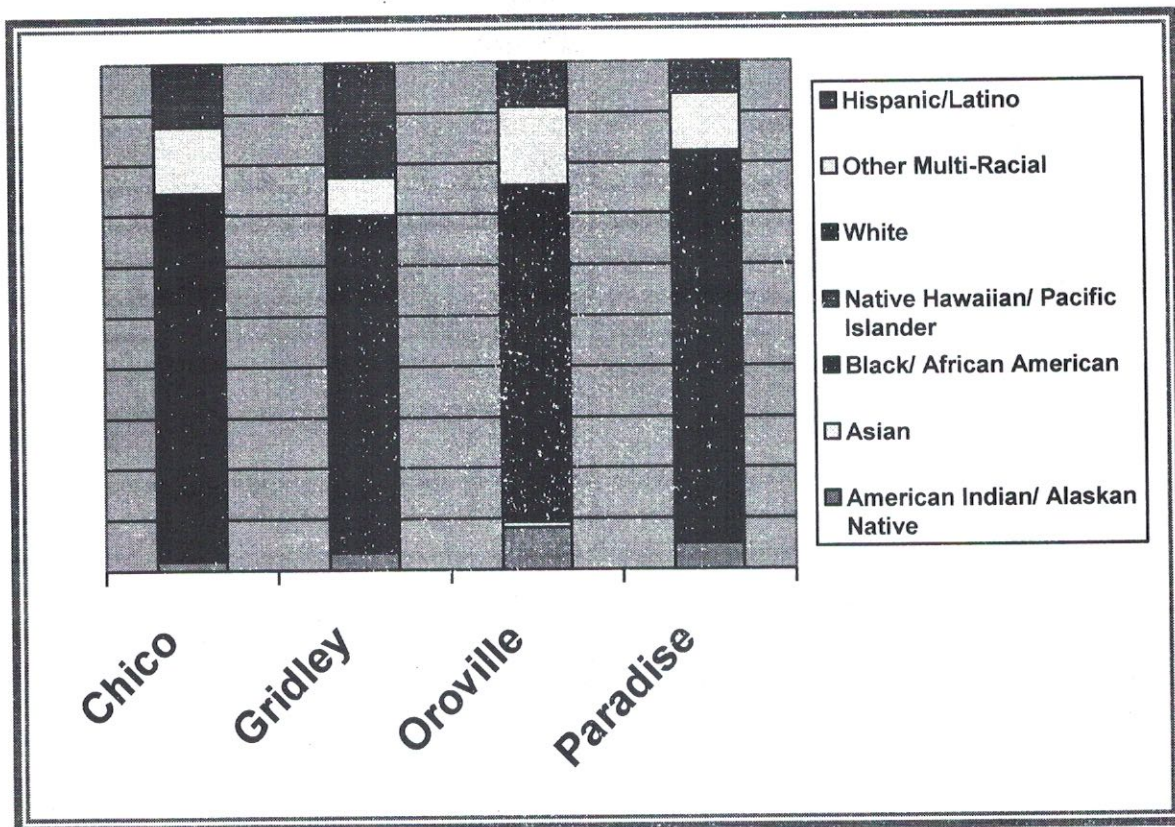
<i>Location</i>	<i>Chico</i>	<i>Gridley</i>	<i>Oroville</i>	<i>Other</i>	<i>Paradise</i>	<i>Total</i>
Male	650	54	341	7	42	1,094
	62%	56%	63%	44%	59%	62%
Female	375	38	198	9	27	647
	36%	39%	36%	56%	38%	37%
Transgender	18	5	6	0	2	31
	2%	5%	1%	0%	3%	2%
Total	1,043	97	545	16	71	1,772



Of the overall countywide survey respondents, 62% were male, 37% were female, and 2% reported gender as other. This finding is consistent with national estimates of gender frequencies among homeless populations. A significant difference seen here is that the more rural communities of Gridley, Paradise, and other unincorporated areas collected surveys from female respondents at a higher rate than in the more urban communities of Chico and Oroville. The “other” unincorporated areas actually had a higher percentage, 56%, of female survey respondents than of male respondents.

RACE/ ETHNICITY

<i>Location</i>	<i>Chico</i>	<i>Gridley</i>	<i>Oroville</i>	<i>Other</i>	<i>Paradise</i>	<i>Total</i>
American Indian/ Alaskan Native	22	4	52	1	4	83
	2%	4%	10%	6%	6%	5%
Asian	4	0	7	0	0	11
	0%	0%	1%	0%	0%	1%
Black/ African American	29	0	53	0	0	82
	3%	0%	10%	0%	0%	5%
Native Hawaiian/ Pacific Islander	4	0	3	0	0	7
	0%	0%	1%	0%	0%	0%
White	822	79	366	9	61	1,337
	79%	81%	67%	56%	86%	75%
Other Multi-Racial	156	9	99	6	9	279
	15%	9%	18%	38%	13%	16%
ETHNICITY						
Hispanic/ Latino	148	27	56	2	5	238
	14%	28%	10%	13%	7%	13%



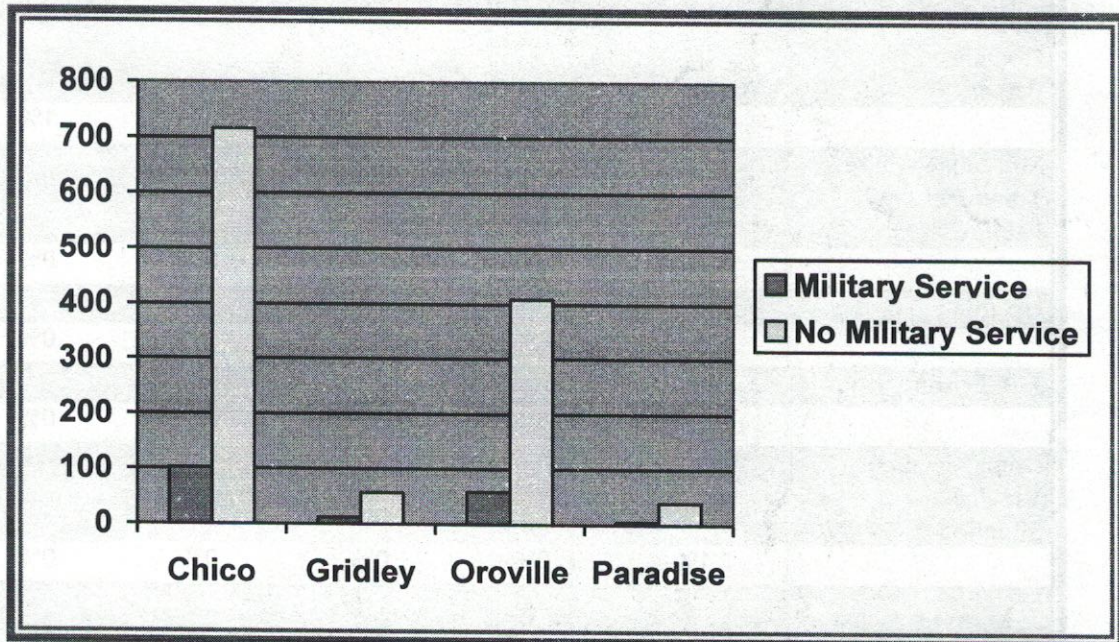
When asked about race, 75% of Butte survey respondents answered White, 5% answered Black/African American, 1% answered Asian, Less than 1% answered Native Hawaiian/Other Pacific Islander, 5% answered American Indian, and 16% answered Other Multi-racial. When asked about ethnicity, 13% of Butte survey respondents answered Hispanic. According to U.S. Census data, Butte County is 89% White, 1.6% Black, 12% Hispanic, 4.2% Asian, 0.2% Pacific Islander, and 2.1% American Indian (U.S. Census Bureau).

The survey results indicate that the homeless population in Butte is disproportionately made up of people of color, which fits with other research findings about the “new homeless”. The American Indian and Black/ African American homeless population is significantly larger than would be expected based on the general population census data. The data also reflects a lower rate of Asian respondents than expected. One reason for this could be because there were no surveys translated into Hmong or other Asian languages, which are spoken in many homes in Butte County. Another reason could be that these groups may choose to share housing for cultural rather than strictly economic reasons and may not self-identify as homeless.

The overall percentage of respondents who said they were Hispanic or Latino increased from 9% in 2009 to 13% in 2011. The 2011 percentage of Hispanic or Latino survey respondents is closely aligned with the general population census data. The reason for this increase could be because the surveys were translated into Spanish in 2010 and 2011 and/or because outreach efforts were improved, particularly into the city of Gridley, where 28% of the respondents answered yes when asked if they were Hispanic or Latino.

MILITARY SERVICE

Location	Chico	Gridley	Oroville	Other	Paradise	Total
Military Service	102	12	59	0	5	178
No or Unknown Military Service	716	57	409	10	40	1,232
	12%	17%	13%	0%	11%	13%
	88%	83%	87%	100%	89%	87%
Total	818	69	468	10	45	1,410




In Butte County, 13% of homeless survey respondents reported military service. This reflects a 2% increase over the numbers of veterans surveyed in 2010. In Chico, 12%, in Gridley, 17%, in Oroville, 13%, and in Paradise, 11% reported military service.

It is important to note that the veteran homeless population is up by 2%, even though 35 new permanent supportive housing vouchers for homeless veterans and families were made available in Butte County in 2010 through the HUD-VASH Program, a partnership between the Veteran's Administration and the Housing Authority of the County of Butte. The number of homeless veterans would likely have been higher in 2011 if the county had not secured the funding for the HUD-VASH vouchers.

The Butte County rate of homeless veterans is lower than the national estimate, which is 23% according to a recent Urban Institute study.

TYPE OF NIGHTTIME RESIDENCE

<i>Location</i>	<i>Chico</i>	<i>Gridley</i>	<i>Oroville</i>	<i>Other</i>	<i>Paradise</i>	<i>Total</i>
Hotel/ Motel	36	0	12	0	1	49
	3%	0%	2%	0%	1%	3%
Non-housing (street, park, car)	304	50	154	4	28	540
	29%	52%	28%	25%	39%	30%
Emergency Shelter	193	0	42	0	0	235
	19%	0%	8%	0%	0%	13%
Transitional Housing for Homeless Persons	122	0	56	0	1	179
	12%	0%	10%	0%	1%	10%
Substance Abuse Treatment Facility	112	0	53	0	0	165
	11%	0%	10%	0%	0%	9%
Hospital	0	0	1	0	0	1
	0%	0%	0%	0%	0%	0%
Jail/ Prison	3	0	1	0	0	4
	0%	0%	0%	0%	0%	0%
Domestic Violence Situation	14	0	0	0	0	0
	1%	0%	0%	0%	0%	0%
Living with Relatives/ Friends	256	44	217	12	41	570
	25%	45%	40%	75%	58%	32%

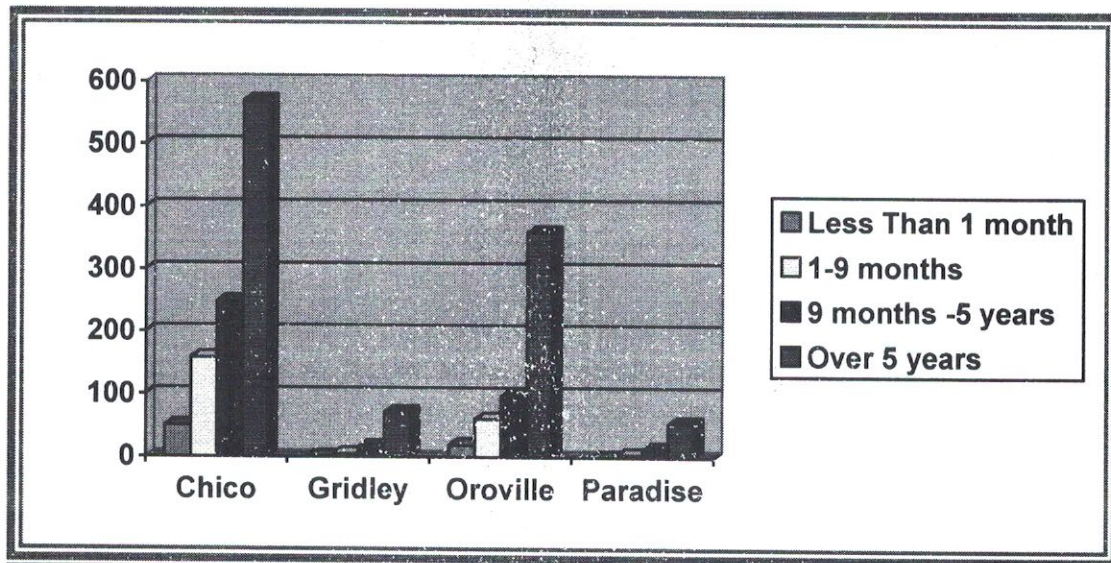


The type of nighttime residence reported most often by Butte survey respondents was “living with relatives/friends” at 32%, followed by “non-housing” at 30%. Other categories frequently reported were “emergency shelter” at 13%, “transitional housing” at 10%, “substance abuse treatment facility” at 9%, and “hotel/motel” at 3%. It is important to note that 3 out of the top 6 most reported types of nighttime residence would not meet HUD homeless definition eligibility. Those 3 living situations are “living with relatives/ friends”, “substance abuse treatment facility”, and “hotel/motel”. These situations are certainly examples of “precarious housing”, but do not fit the “literally homeless” categories of street or shelter.

Three reported type of nighttime residence categories increased from 2010 to 2011: “living with relatives/ friends”, from 30 to 32%, “non-housing” from 28 to 30%, and “emergency shelter”, from 10 to 13%. These swells could be indicating that more people are experiencing homelessness for the first time, necessitating the help of friends and family members and/or emergency shelters for housing.


LENGTH OF STAY IN BUTTE COUNTY

Location	Chico	Gridley	Oroville	Other	Paradise	Total
Less Than 1 month	49	1	19	0	0	69
	5%	1%	3%	0%	0%	4%
1-9 months	158	5	60	0	4	227
	15%	5%	11%	0%	6%	13%
9 months - 5 years	248	16	97	6	13	380
	24%	16%	18%	38%	18%	21%
Over 5 years	569	71	359	10	53	1,062
	55%	73%	66%	63%	75%	60%
Refused to Answer	19	4	10	0	1	34
	2%	4%	2%	0%	1%	2%
Total	1,043	97	545	16	71	1,772



The majority of Butte homeless survey respondents, 60%, reported living in the county for 5 years or longer. Only a fraction of respondents, 4%, reported living in Butte for less than one month. This is an important finding because it dispels the myth that the county's homeless population is transient. The data here illustrates that the homeless in Butte County are largely long-standing members of the community.

LENGTH OF HOMELESSNESS

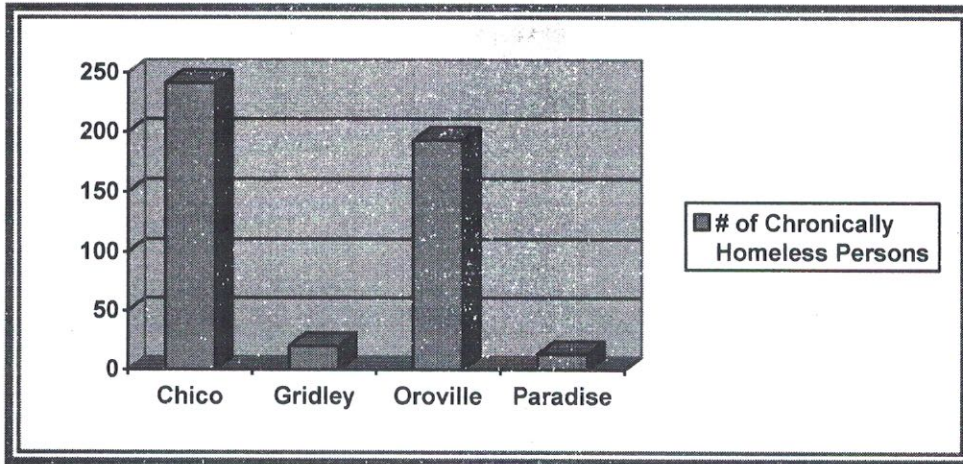


<i>Location</i>	<i>Chico</i>	<i>Gridley</i>	<i>Oroville</i>	<i>Other</i>	<i>Paradise</i>	<i>Total</i>
1 week or less	60	3	41	0	6	110
	6%	3%	8%	0%	8%	7%
1 week - 1 month	43	0	31	0	5	79
	4%	0%	6%	0%	7%	5%
1-3 months	153	6	90	1	14	264
	15%	6%	17%	6%	20%	16%
3 months-1 year	246	18	102	6	16	388
	24%	19%	19%	38%	23%	23%
1 year or longer	449	68	253	6	29	805
	43%	70%	46%	38%	41%	48%
Refused to answer	4	0	3	0	0	7
	0%	0%	1%	0%	0%	0%
Unknown	88	2	19	3	1	112
	8%	2%	3%	19%	1%	7%
Total	1,043	97	545	16	71	1,772

The results showed that the majority of survey respondents, 48%, reported that they have been homeless for one year or longer.

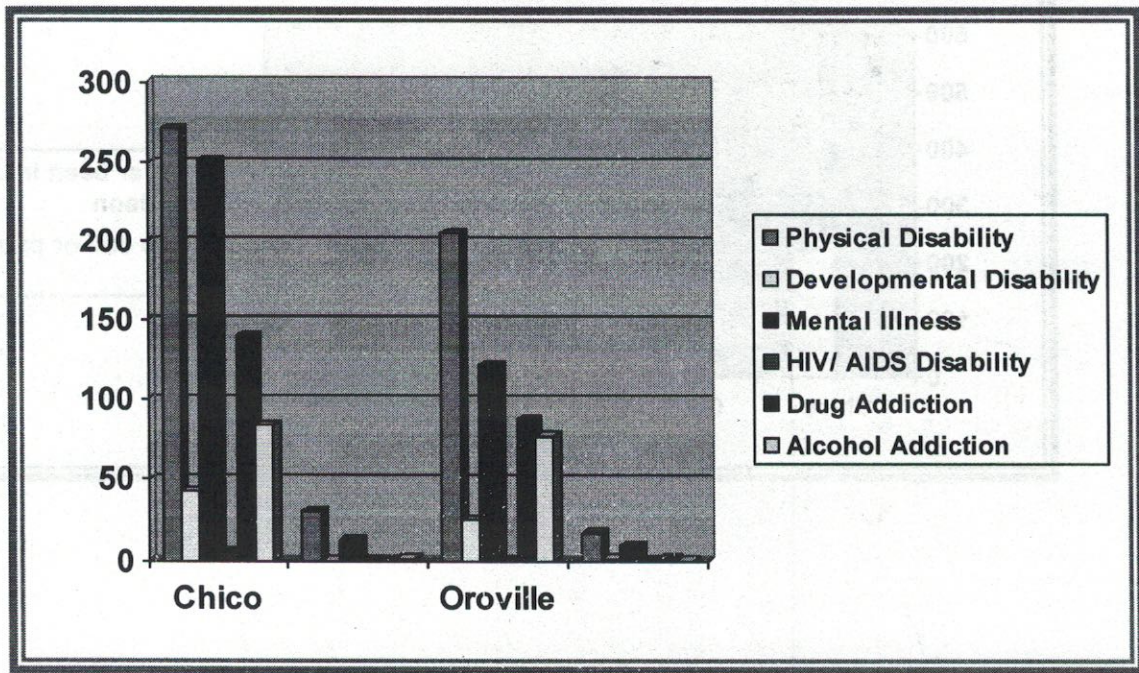
DISABILITY & CHRONIC HOMELESSNESS

<i>Location</i>	<i>Chico</i>	<i>Gridley</i>	<i>Oroville</i>	<i>Other</i>	<i>Paradise</i>	<i>Total</i>
# of Chronically Homeless Persons	132	11	106	2	7	258
Percentage	16%	16%	23%	20%	16%	18%



The overall percentage of Butte homeless individuals and members of homeless families who would be considered “chronically homeless” was 18%. This is consistent with the national estimates of 15-20%. Some studies in urban areas have shown that although the “chronically homeless” population may make up less than a quarter of the homeless population, these individuals use over half of the local homeless resources.

<i>Location</i>	<i>Chico</i>	<i>Gridley</i>	<i>Oroville</i>	<i>Other</i>	<i>Paradise</i>	<i>Total</i>
Physical Disability	271	30	205	3	17	526
	33%	43%	44%	30%	38%	37%
Developmental Disability	43	0	25	2	1	71
	5%	0%	5%	20%	2%	5%
Mental Illness	251	12	121	4	9	397
	31%	17%	26%	40%	20%	28%
HIV/ AIDS Disability	5	0	0	0	0	5
	1%	0%	0%	0%	0%	0%
Drug Addiction	140	0	88	0	1	229
	17%	0%	19%	0%	2%	16%
Alcohol Addiction	84	1	77	0	0	162
	10%	1%	16%	0%	0%	11%




A total of 796 persons, or 56% of survey respondents reported having a disability.

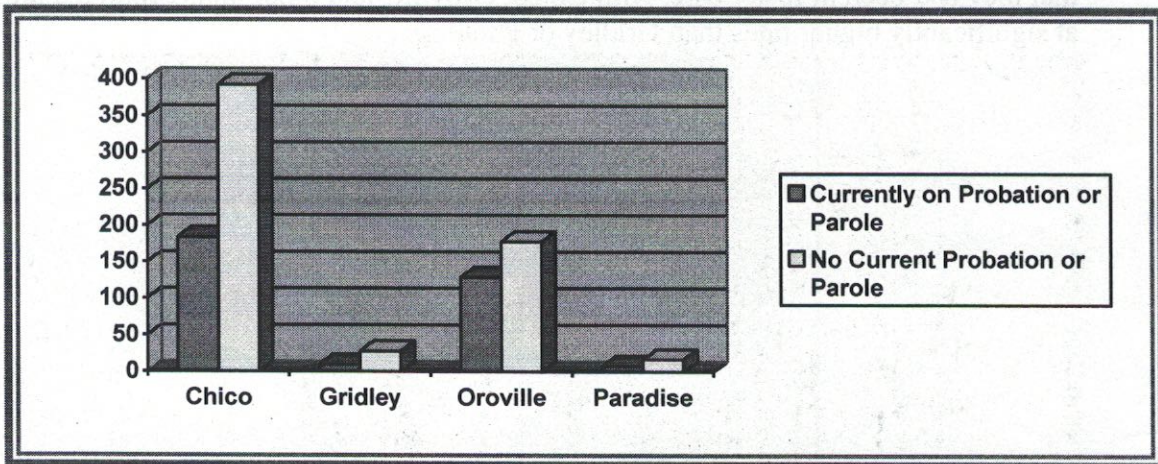
Physical disability was reported by 37% of the survey respondents, while 5% of survey respondents said they had a developmental disability. Mental Illness was reported by 28% of the respondents, which reflects a 7% increase from 2010. HIV/AIDS disability was reported by less than 1% of the respondents. Drug Addiction was reported by 16% of respondents and Alcohol addiction was reported by 11% of respondents.

INCARCERATION & SUPERVISION

<i>Location</i>	<i>Chico</i>	<i>Gridley</i>	<i>Oroville</i>	<i>Other</i>	<i>Paradise</i>	<i>Total</i>
Ever been in Jail or Prison	583	39	313	6	25	966
	71%	57%	67%	60%	56%	69%
No Jail or prison	225	28	147	4	19	423
	28%	41%	31%	40%	42%	30%
Unknown Jail or Prison	10	2	8	0	1	21
	1%	3%	2%	0%	2%	1%
Total	818	69	468	10	45	1,410



<i>Location</i>	<i>Chico</i>	<i>Gridley</i>	<i>Oroville</i>	<i>Other</i>	<i>Paradise</i>	<i>Total</i>
Currently on Probation or Parole	184	10	129	0	8	331
	22%	14%	28%	0%	18%	23%
No Current Probation or Parole	392	28	178	6	17	621
	48%	41%	38%	60%	38%	44%
Unknown Probation or Parole	242	31	161	4	20	458
	30%	45%	34%	40%	44%	32%
Total	818	69	468	10	45	1,410



The connection between incarceration and homelessness has been documented around the U.S. and is reflected in the Butte County survey responses. Of the overall survey respondents, 69% reported having been in jail or prison and 23% reported current probation or parole status. The number of homeless persons reporting being on probation or parole is down by over 15% from 2010. One significant difference between communities is that the city of Gridley and the town of Paradise respondents reported jail or prison time at a lower rate than did Chico and Oroville.

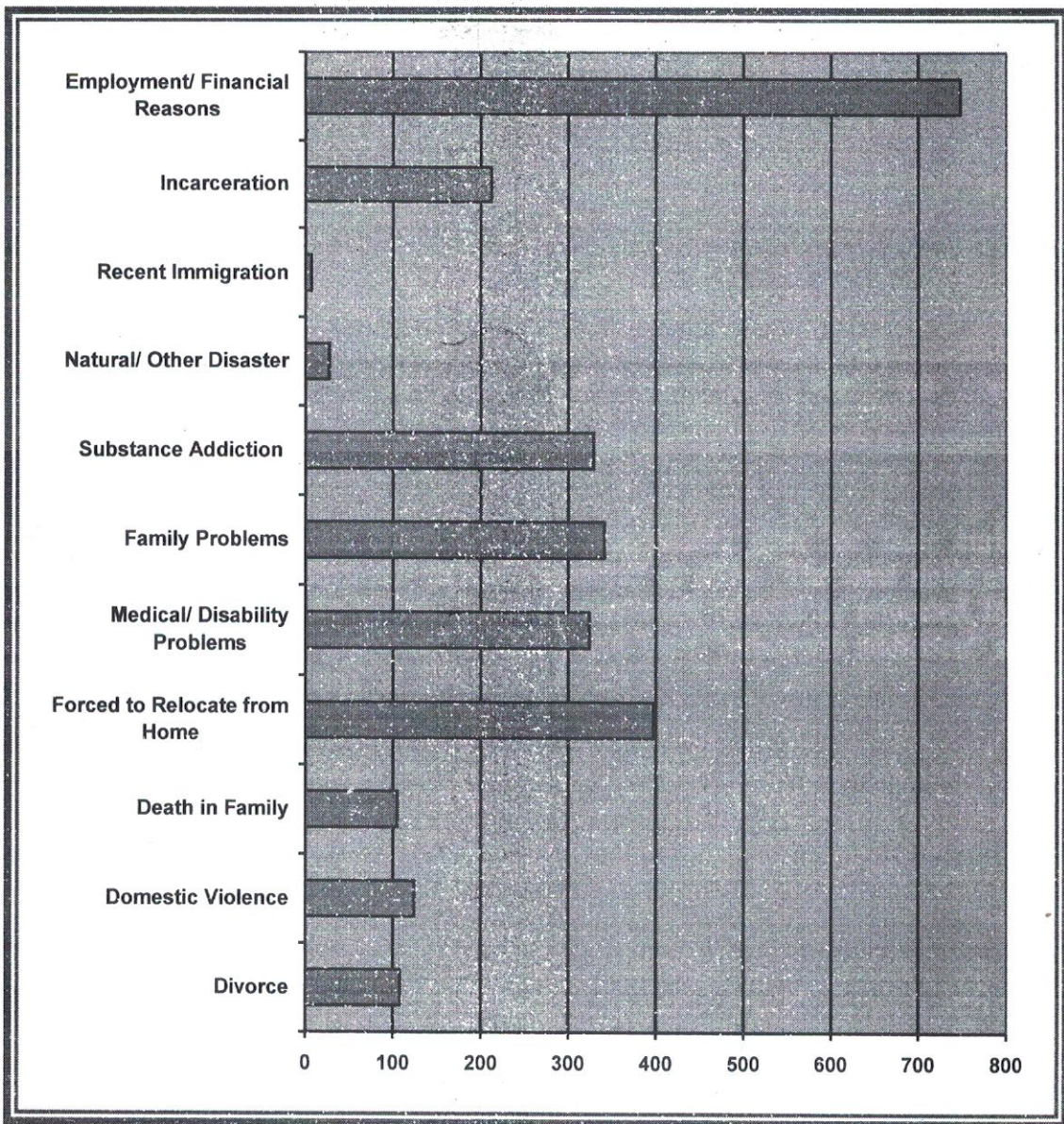
HOMELESSNESS & FOSTER CARE

<i>Location</i>	<i>Chico</i>	<i>Gridley</i>	<i>Oroville</i>	<i>Other</i>	<i>Paradise</i>	<i>Total</i>
Ever been in foster care	168	10	86	4	6	274
	21%	14%	18%	40%	13%	19%
No Foster Care	637	52	372	5	38	1,104
	78%	75%	79%	50%	84%	78%
Unknown Foster Care	13	7	10	1	1	32
	2%	10%	2%	10%	2%	2%
Total	818	69	468	10	45	1,410

Most studies that have looked at the relationship between foster care and homelessness have found that anywhere from 9-30% of the homeless population are former foster youth. In Butte County, 19% of homeless survey respondents reported that they had been in foster care, with Chico, Oroville, and other unincorporated areas at significantly higher rates than Gridley or Paradise.

REASONS FOR HOMELESSNESS

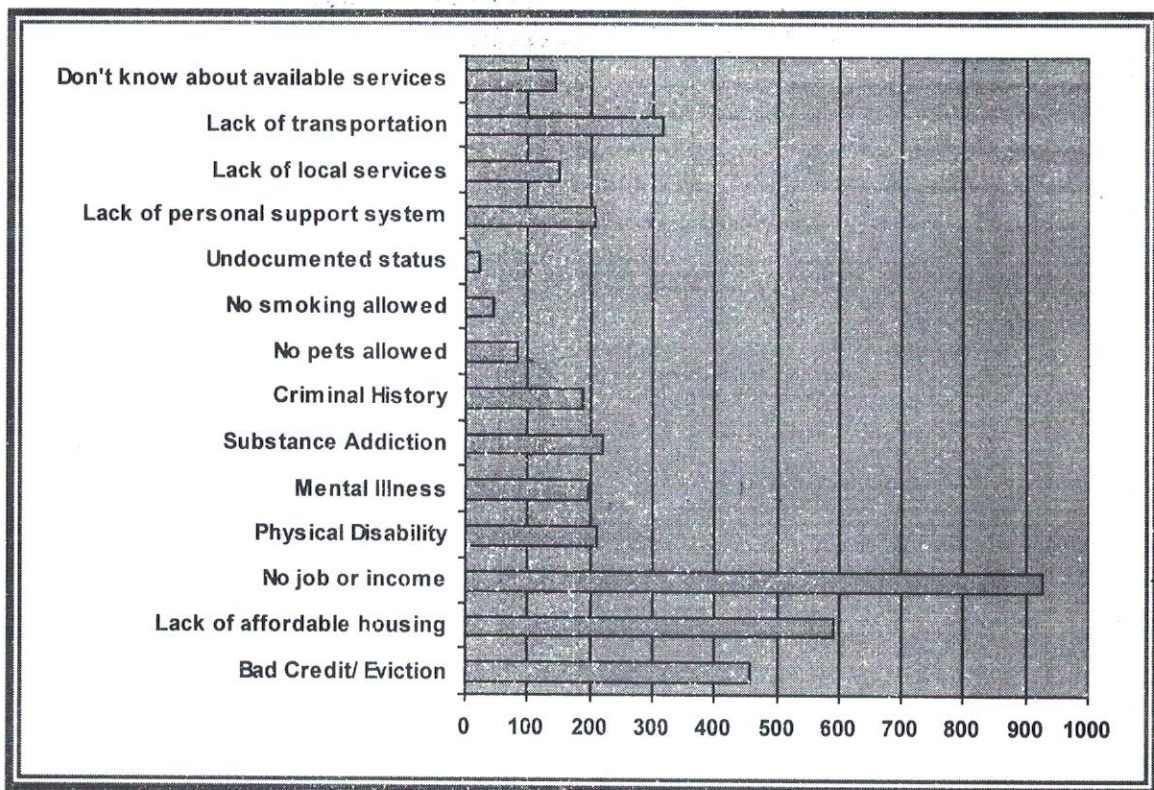
<i>Location</i>	<i>Chico</i>	<i>Gridley</i>	<i>Oroville</i>	<i>Other</i>	<i>Paradise</i>	<i>Total</i>
Employment/ Financial Reasons	397	47	273	4	27	748
	49%	68%	58%	40%	60%	53%
Housing Issues	6	1	4	0	3	14
	1%	1%	1%	0%	7%	1%
Divorce	48	2	51	1	6	108
	6%	3%	11%	10%	13%	8%
Domestic Violence	67	7	46	1	3	124
	8%	10%	10%	10%	7%	9%
Death in Family	52	8	43	0	2	105
	6%	12%	9%	0%	4%	7%
Forced to Relocate from Home	262	13	104	7	11	397
	32%	19%	22%	70%	24%	28%
Medical/ Disability Problems	176	6	129	5	8	324
	22%	9%	28%	50%	18%	23%
Family Problems	177	12	136	4	12	341
	22%	17%	29%	40%	27%	24%
Substance Addiction	178	4	142	2	3	329
	22%	6%	30%	20%	7%	23%
Natural/ Other Disaster	15	2	8	1	1	27
	2%	3%	2%	10%	2%	2%
Recent Immigration	2	0	3	0	2	7
	0%	0%	1%	0%	4%	0%
Incarceration	105	3	99	2	3	212
	13%	4%	21%	20%	7%	15%



The most common reason Butte homeless respondents gave for their current homelessness was “employment/ financial reasons” at 53%. The next three most common reasons given for current homelessness were “forced to relocated from home” at 28%, “family problems” at 24%, and both “substance addiction” and “medical/ disability problems” at 23%.

BARRIERS TO ACCESSING HOUSING


<i>Location</i>	<i>Chico</i>	<i>Gridley</i>	<i>Oroville</i>	<i>Other</i>	<i>Paradise</i>	<i>Total</i>
Bad Credit/	269	29	145	3	10	456
Eviction Record	26%	30%	27%	19%	14%	26%
Lack of affordable housing	295	36	228	5	27	591
	28%	37%	42%	31%	38%	33%
No job or income	542	44	307	6	26	925
	52%	45%	56%	38%	37%	52%
Physical Disability	104	6	93	3	6	212
	10%	6%	17%	19%	8%	12%
Mental Illness	119	5	69	1	5	199
	11%	5%	13%	6%	7%	11%
Substance Addiction	121	0	100	1	0	222
	12%	0%	18%	6%	0%	13%
Criminal History	115	3	67	0	5	190
	11%	3%	12%	0%	7%	11%
No pets allowed	45	4	26	1	8	84
	4%	4%	5%	6%	11%	5%
No smoking allowed	23	2	17	1	3	46
	2%	2%	3%	6%	4%	3%
Undocumented status	6	6	8	0	1	21
	1%	6%	1%	0%	1%	1%
Lack of support system	99	6	98	4	2	209
	9%	6%	18%	25%	3%	12%
Lack of local services	67	1	72	5	5	150
	6%	1%	13%	31%	7%	8%
Lack of transportation	134	13	151	5	12	315
	13%	13%	28%	31%	17%	18%
Don't know about services	90	4	45	3	3	145
	9%	4%	8%	19%	4%	8%



The most common reason Butte homeless respondents gave as a barrier to accessing housing was “no job or income” at an overwhelming 52%. The next three most common barriers to accessing housing were “lack of affordable housing” at 33%, “bad credit/ eviction record” at 26%, and “lack of transportation” at 18%.

PETS

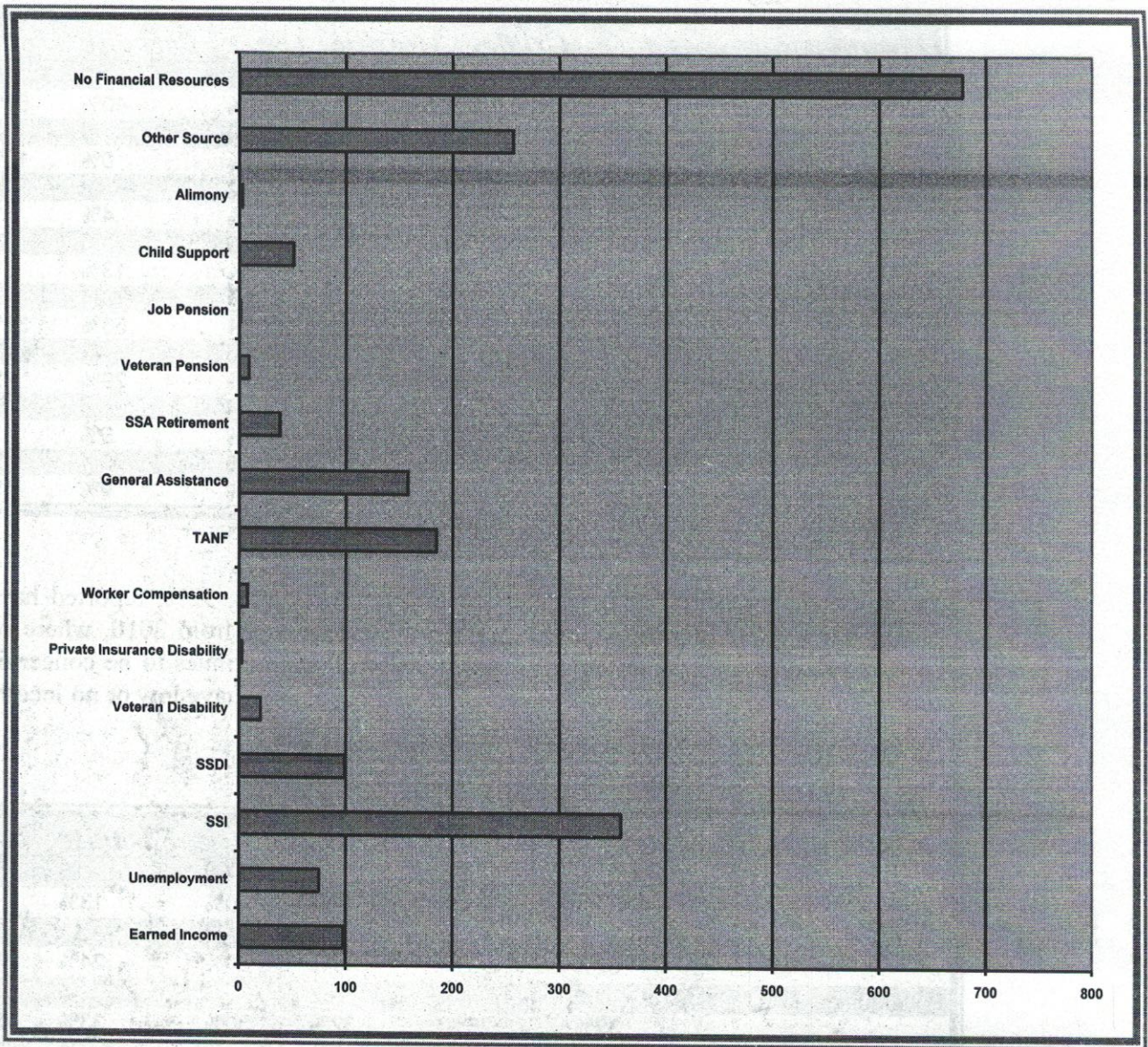
<i>Location</i>	<i>Chico</i>	<i>Gridley</i>	<i>Oroville</i>	<i>Other</i>	<i>Paradise</i>	<i>Total</i>
Pet Yes	193	29	98	3	21	344
	24%	42%	21%	30%	47%	24%
Pet No	625	40	370	7	24	1,066
	76%	58%	79%	70%	53%	76%



Butte County homeless survey respondents reported having pets with them at a rate of 24%. The Paradise area had the highest percentage of respondents with pets at 47% and 11% of town respondents reporting “no pets allowed” policy as a barrier to accessing housing.

HOMELESSNESS & INCOME

<i>Location</i>	<i>Chico</i>	<i>Gridley</i>	<i>Oroville</i>	<i>Other</i>	<i>Paradise</i>	<i>Total</i>
Earned Income	55	11	17	4	11	98
	7%	16%	4%	40%	24%	7%
Unemployment	42	5	18	1	9	75
	5%	7%	4%	10%	20%	5%
SSI	184	21	144	2	7	358
	22%	30%	31%	20%	16%	25%
SSDI	50	5	29	1	14	99
	6%	7%	6%	10%	31%	7%
Veteran Disability	11	5	4	0	0	20
	1%	7%	1%	0%	0%	1%
Private Disability Insurance	3	0	0	0	0	3
	0%	0%	0%	0%	0%	0%
Worker Compensation	6	0	1	1	0	8
	1%	0%	0%	10%	0%	1%
TANF	126	1	55	0	3	185
	15%	1%	12%	0%	7%	13%
General Assistance	91	11	41	3	12	158
	11%	16%	9%	30%	27%	11%
SSA Retirement	13	8	15	0	2	38
	2%	12%	3%	0%	4%	3%
Veteran Pension	6	2	0	0	1	9
	1%	3%	0%	0%	2%	1%
Job Pension	1	0	0	0	0	1
	0%	0%	0%	0%	0%	0%
Child Support	36	0	7	1	7	51
	4%	0%	1%	10%	16%	4%
Alimony	2	1	0	0	0	3
	0%	1%	0%	0%	0%	0%
Other Source	171	16	54	2	14	257
	21%	23%	12%	20%	31%	18%
No Financial Resources	429	28	200	4	17	678
	52%	41%	43%	40%	38%	48%



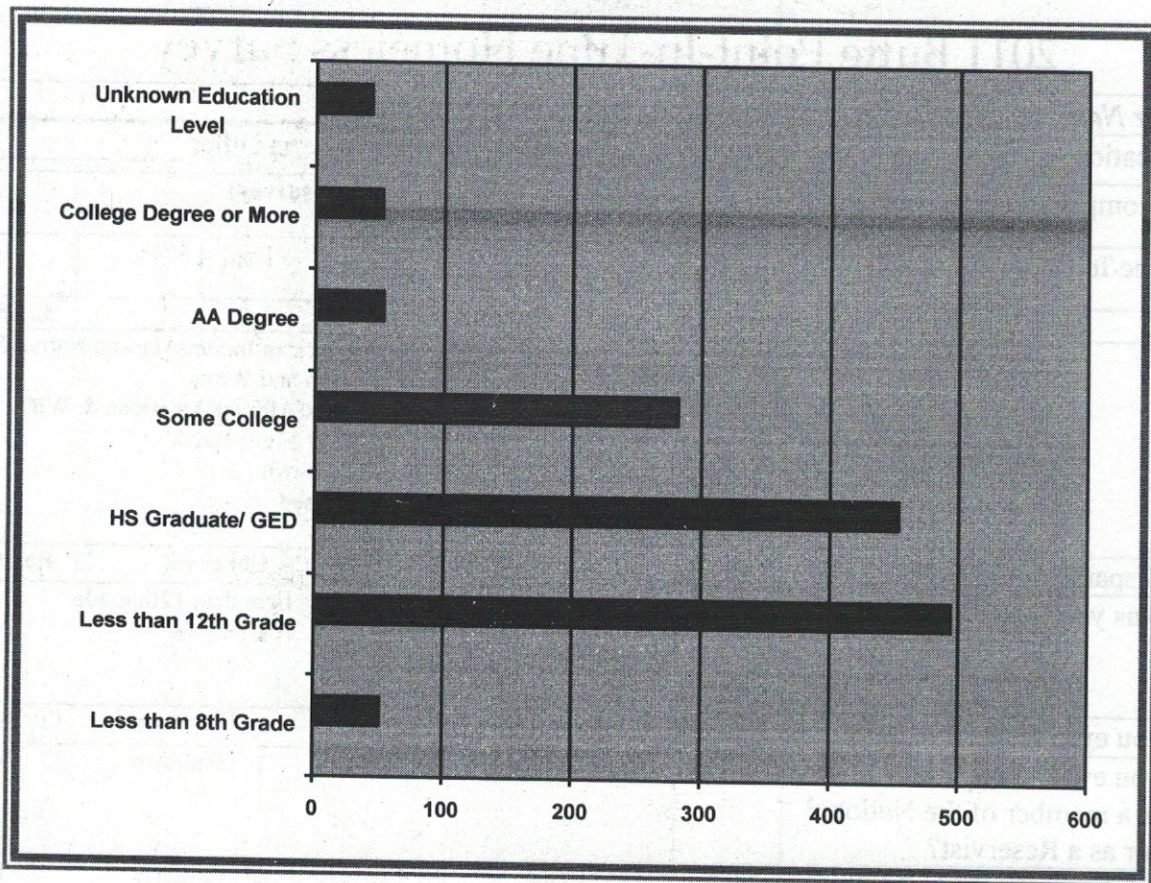
The most commonly reported answer to the question regarding type of income was “no financial resource” at a rate of 48%. The second most reported type of income was “SSI” at 25% followed by “other source” at 18%.

<i>Location</i>	<i>Chico</i>	<i>Gridley</i>	<i>Oroville</i>	<i>Other</i>	<i>Paradise</i>	<i>Total</i>
No Income	464	30	221	6	18	739
	57%	43%	47%	60%	40%	52%
Income 1-150	97	6	41	0	0	144
	12%	9%	9%	0%	0%	10%
Income 151-250	47	8	24	2	2	83
	6%	12%	5%	20%	4%	6%
Income 251-500	79	6	42	0	6	133
	10%	9%	9%	0%	13%	9%
Income 501-1000	263	30	183	4	24	504
	32%	43%	39%	40%	53%	36%
Income 1001-1500	52	6	28	0	13	99
	6%	9%	6%	0%	29%	7%
Income 1501-2000	32	9	3	4	4	52
	4%	13%	1%	40%	9%	4%
Income 2000 or more	9	2	3	0	4	18
	1%	3%	1%	0%	9%	1%

A significant number of Butte homeless survey respondents, 52%, reported having “no income”. This finding represents a significant increase from 2010, where only 34% reported having “no income”. This growing trend continues to be concerning, considering the shortage of available housing for people who have low or no income.

EDUCATION LEVEL

<i>Location</i>	<i>Chico</i>	<i>Gridley</i>	<i>Oroville</i>	<i>Other</i>	<i>Paradise</i>	<i>Total</i>
Less than 8 th Grade	27	6	12	0	6	51
	3%	9%	3%	0%	13%	4%
Less than 12 th Grade	261	25	190	6	11	494
	32%	38%	41%	60%	24%	35%
HS graduate/ GED	265	18	152	3	15	453
	32%	26%	32%	30%	33%	32%
Some College	191	11	71	0	9	282
	23%	16%	15%	0%	20%	20%
AA Degree	31	0	22	0	0	53
	4%	0%	5%	0%	0%	4%
College Degree or more	31	5	12	1	3	52
	4%	7%	3%	10%	7%	4%
Unknown Education Level	12	3	9	0	1	25
	1%	4%	2%	0%	2%	2%
Total	818	69	468	10	45	1,410



The level of education reported most often by Butte homeless survey respondents in 2011 was “less than 12th grade” at 35%. The next most frequently reported highest finished grade level was “high school diploma or GED” at 32%. A total of 28% of respondents have received some college level education. One notable difference between the communities is that smaller population centers of Paradise and Gridley survey respondents reported having “less than an 8th grade education” at a higher rate than Chico or Oroville.

2011 Butte Point-In-Time Homeless Survey

Interviewer Name: _____		Gift Card # _____	
Survey Location: <input type="checkbox"/> Chico <input type="checkbox"/> Oroville <input type="checkbox"/> Paradise <input type="checkbox"/> Gridley <input type="checkbox"/> Biggs <input type="checkbox"/> Other _____			
Have you completed survey earlier today?		<input type="checkbox"/> Yes (end survey) <input type="checkbox"/> No	
First Name/Initial	Last Name/Initial	Date of Birth <small>(mm/dd/yyyy)</small>	Last 4 SSN
		<input type="checkbox"/> Male <input type="checkbox"/> Female	
Race: <input type="checkbox"/> American Indian or Alaskan Native <input type="checkbox"/> American Indian/Alaskan Native & White <input type="checkbox"/> Asian <input type="checkbox"/> Asian and White <input type="checkbox"/> Black/African American <input type="checkbox"/> Black/African American & White <input type="checkbox"/> Native Hawaiian or Other Pacific Islander <input type="checkbox"/> Other Multi-Racial <input type="checkbox"/> White <input type="checkbox"/> Unknown <input type="checkbox"/> American Indian/Alaskan Native & Black/African American <input type="checkbox"/> Refused			
Are you Hispanic or Latino?		<input type="checkbox"/> Yes <input type="checkbox"/> No <input type="checkbox"/> Unknown <input type="checkbox"/> Refused	
1. What was your last completed grade level in School?		<input type="checkbox"/> Less than 8th grade <input type="checkbox"/> Less than 12th grade <input type="checkbox"/> HS grad/GED <input type="checkbox"/> Some College <input type="checkbox"/> AA Degree <input type="checkbox"/> College Degree or More	
2. Have you ever served in the military?		<input type="checkbox"/> Yes <input type="checkbox"/> No <input type="checkbox"/> Unknown <input type="checkbox"/> Refused	
Were you ever activated, into active duty, as a member of the National Guard or as a Reservist?		<input type="checkbox"/> Yes <input type="checkbox"/> No <input type="checkbox"/> Unknown <input type="checkbox"/> Refused	
3. Where did you stay last night?		<input type="checkbox"/> Chico <input type="checkbox"/> Oroville <input type="checkbox"/> Paradise <input type="checkbox"/> Gridley <input type="checkbox"/> Other _____ <input type="checkbox"/> Refused	
4. What type of housing did you stay in last night?		<input type="checkbox"/> Domestic violence shelter <input type="checkbox"/> Psychiatric facility <input type="checkbox"/> Emergency shelter <input type="checkbox"/> Hotel/Motel <input type="checkbox"/> Hospital <input type="checkbox"/> Substance abuse treatment facility <input type="checkbox"/> Jail/prison <input type="checkbox"/> Transitional housing program for homeless persons <input type="checkbox"/> Living with relatives/friends <input type="checkbox"/> Non-housing (streets, park, car, bus station, camps, vacant buildings etc.)	
5. How long have you been in Butte County? (Check one)			
<i>Note: If in & out, what is the TOTAL amount of time you've been in Butte County?</i>			
<input type="checkbox"/> Less than one month <input type="checkbox"/> 1-9 months <input type="checkbox"/> 9 months-5 years <input type="checkbox"/> Over 5 years <input type="checkbox"/> Refused to answer			
6. Do you have a disabling condition?		<input type="checkbox"/> Yes <input type="checkbox"/> No <input type="checkbox"/> Unknown <input type="checkbox"/> Refused	
If yes, please select all that apply:		<input type="checkbox"/> Physical <input type="checkbox"/> Developmental <input type="checkbox"/> Mental Health <input type="checkbox"/> HIV/AIDS <input type="checkbox"/> Drug Addiction <input type="checkbox"/> Alcohol Addiction	
7. How many times in the past 3 years have you been without a regular place to stay (including right now)?			
<input type="checkbox"/> 1 time <input type="checkbox"/> 2-3 times <input type="checkbox"/> 4 or more times			
8. What is your family make-up?		<input type="checkbox"/> Single Adult <input type="checkbox"/> Single Adult with children currently in your care <input type="checkbox"/> Married or Partnered <input type="checkbox"/> Married or Partnered with children currently in your care <input type="checkbox"/> Unaccompanied Youth age 17 and under	
9. Do you have a pet?		<input type="checkbox"/> Yes <input type="checkbox"/> No	
10. Were you ever in foster care?		<input type="checkbox"/> Yes <input type="checkbox"/> No <input type="checkbox"/> Unknown <input type="checkbox"/> Refused	
11. Have you ever been to jail or prison?		<input type="checkbox"/> Yes <input type="checkbox"/> No <input type="checkbox"/> Unknown <input type="checkbox"/> Refused	
If yes, are you currently on probation or parole?		<input type="checkbox"/> Yes <input type="checkbox"/> No <input type="checkbox"/> Unknown <input type="checkbox"/> Refused	
12. How long since you last had a regular place to stay?			

- 1 week or less
- More than 1 week but less than 1 month
- 1 to 3 months
- More than 3 months but less than a year
- 1 year or longer
- Don't know

13. What caused you to become homeless? (select all that apply)

- Employment/financial reasons
- Divorce
- Domestic Violence
- Medical/disability problems
- Forced to relocate from home or evicted
- Death In Family
- Family Problems
- Substance Addiction
- Natural/other disasters
- Recent immigration
- Incarceration
- Personal Choice

14. What barriers prevent you from accessing housing? (select all that apply)

- Bad Credit/ Eviction Record
- Lack of affordable housing
- No job or income
- Physical Disability
- Mental Illness
- Substance Addiction
- Criminal History
- No pets allowed
- No smoking allowed
- Undocumented status
- Lack of personal support system
- Lack of local services
- Lack of transportation
- Don't know about available services

15. Do you or anyone in your household receive any of the following forms of income? (select all that apply)

- Earned income
- Unemployment
- SSI
- SSDI
- Veterans disability
- Private disability insurance
- Workers' Comp
- TANF
- General assistance
- SSA retirement
- Veteran's pension
- Recycling
- Job pension
- Child support
- Alimony
- Other source _____
- No financial resource

16. What is your household's approximate **monthly** income? (select ONLY ONE)

- No Income
- \$1-\$150
- \$151-\$250
- \$251-\$500
- \$501-\$1,000
- \$1,001-\$1,500
- \$1,501-\$2,000
- \$2,000+

Other Adults In Household

Initials	Date of Birth (mm/dd/yyyy)	Last 4 SSN	Race (see codes below)	Gender	Hispanic?
	/ /			<input type="checkbox"/> M <input type="checkbox"/> F	<input type="checkbox"/> Yes <input type="checkbox"/> No
	/ /			<input type="checkbox"/> M <input type="checkbox"/> F	<input type="checkbox"/> Yes <input type="checkbox"/> No
	/ /			<input type="checkbox"/> M <input type="checkbox"/> F	<input type="checkbox"/> Yes <input type="checkbox"/> No

Children In Household

Initials	Date of Birth (mm/dd/yyyy)	Last 4 SSN	Race (see codes below)	Gender	Hispanic?
	/ /			<input type="checkbox"/> M <input type="checkbox"/> F	<input type="checkbox"/> Yes <input type="checkbox"/> No
	/ /			<input type="checkbox"/> M <input type="checkbox"/> F	<input type="checkbox"/> Yes <input type="checkbox"/> No
	/ /			<input type="checkbox"/> M <input type="checkbox"/> F	<input type="checkbox"/> Yes <input type="checkbox"/> No
	/ /			<input type="checkbox"/> M <input type="checkbox"/> F	<input type="checkbox"/> Yes <input type="checkbox"/> No
	/ /			<input type="checkbox"/> M <input type="checkbox"/> F	<input type="checkbox"/> Yes <input type="checkbox"/> No

AI - American Indian or Alaskan Native

AS - Asian

BAA - Black/African American

OPI - Native Hawaiian or Other Pacific Islander

W - White

AI/BAA - American Indian/Alaskan Native & Black/African American

AI/W - American Indian/Alaskan Native & White

AS/W - Asian and White

BAA/W - Black/African American & White

O - Other Multi-Racial

U - Unknown

R - Refused

Definitions

HUD HOMELESS

Title 42, Chapter 119, Subchapter I of United States code:

§11302. General definition of homeless individual (a) In general For purposes of this chapter, the term "homeless" or "homeless individual or homeless person" includes—

1. an individual who lacks a fixed, regular, and adequate nighttime residence; and
2. an individual who has a primary nighttime residence that is —
 - A. a supervised publicly or privately operated shelter designed to provide temporary living accommodations (including welfare hotels, congregate shelters, and transitional housing for the mentally ill);
 - B. an institution that provides a temporary residence for individuals intended to be institutionalized; or a public or private place not designed for, or ordinarily used as, a regular sleeping accommodation for human beings.

HUD CHRONICALLY HOMELESS

A chronically homeless individual or family is a household with at least one adult member who has a disabling condition and who has either been continuously homeless for one (1) year or more *OR* has had a least four (4) episodes of homelessness in the past three (3) years. To be considered chronically homeless, persons must have been sleeping in a place not meant for human habitation (e.g., living on the streets) and/or in an emergency shelter/safe haven during that time. Disabling condition is defined as "a diagnosable substance use disorder, serious mental illness, developmental disability, or chronic physical illness or disability, including the co-occurrence of two or more of these conditions."

DEPARTMENT OF EDUCATION HOMELESS

Subtitle B of Title VII of the McKinney-Vento Homeless Assistance Act (Title X, Part C, of the No Child Left Behind Act) defines "homeless" as follows:

The term "homeless children and youths"--(A) means individuals who lack a fixed, regular, and adequate nighttime residence (within the meaning of section 103(a)(1)); and (B) includes—

- (i) children and youths who are sharing the housing of other persons due to loss of housing, economic hardship, or a similar reason; are living in motels, hotels, trailer parks, or camping grounds due to the lack of alternative adequate accommodations; are living in emergency or

- transitional shelters; are abandoned in hospitals; or are awaiting foster care placement;
- (ii) children and youths who have a primary nighttime residence that is a public or private place not designed for or ordinarily used as a regular sleeping accommodation for human beings (within the meaning of section 103(a)(2)(C));
 - (iii) children and youths who are living in cars, parks, public spaces, abandoned buildings, substandard housing, bus or train stations, or similar settings; and
 - (iv) migratory children (as such term is defined in section 1309 of the Elementary and Secondary Education Act of 1965) who qualify as homeless for the purposes of this subtitle because the children are living in circumstances described in clauses (i) through (iii)

TRANSITIONAL HOUSING

HUD defines transitional housing as a project that is designed to provide housing and appropriate support services to homeless persons to facilitate movement to independent living within 24 months.

EMERGENCY SHELTER

Any facility with overnight sleeping accommodations, the primary purpose of which is to provide temporary shelter for the homeless in general or for specific populations of homeless persons.

Appendix

BUTTE COUNTYWIDE HOMELESS CONTINUUM OF CARE LIST OF MEMBERS

2009-2011 Funding Agencies

Caminar
City of Chico
City of Gridley
City of Oroville
Community Action Agency of Butte County, Inc.
County of Butte
Northern Valley Catholic Social Services

Continuum of Care Council Members

Andrea Redamonti, City of Gridley
Bob Michels, Northern Valley Catholic Social Services
Brad Montgomery, Greater Chico Homeless Task Force
Carol Zanon, Greater Oroville Homeless Coalition
Ed Mayer, Housing Authority of the County of Butte
Nicole Bateman, Caminar
Pat Clark, City of Oroville
Rick Reynolds, Butte County Department of Behavioral Health
Sarah Frohock, Paradise Ridge Homeless Coalition
Sherry Morgado, City of Chico
Thomas Tenorio, Community Action Agency of Butte County, Inc.

Full Continuum of Care
Butte County Children's Services Department
Butte County Department of Behavioral Health
Butte County Department of Employment and Social Services
Butte County Office of Education
Butte County Probation Department
Butte County Public Health
Butte County Sheriff's Department
Butte County Veteran's Service Office
California State University, Chico
Caminar
Caring Choices
Catalyst Domestic Violence Services
Catholic Ladies Relief Society
Chico Area Interfaith Council
Chico Community Shelter Partnership
Chico Downtown Business Association
Chico Housing and Credit Counseling Center
City of Chico
City of Gridley
City of Oroville
Community Action Agency of Butte County, Inc.
Enloe Medical Center
Feather River Tribal Health
Greater Oroville Family Resource Center
Greater Oroville Homeless Coalition
Housing Authority of the County of Butte
Independent Living Services of Northern California
Jesus Center
Legal Services of Northern California
NAMI of Butte County
Northern Valley Catholic Social Services
Orchard House
Oroville Rescue Mission
Paradise Ridge Family Resource Center
Salvation Army
Shalom Free Clinic
Skyway House
Social Security Administration
Stairways Recovery Programs
State of California Parole Board
The Well Ministry
VA Chico Outpatient Clinic
VECTORS
Youth and Family Programs
Youth for Change