

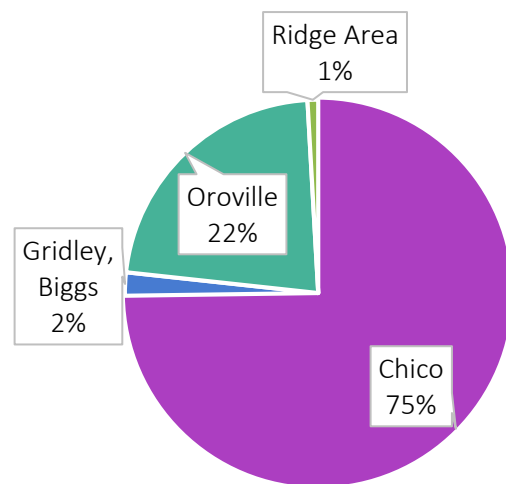


Butte County PIT Count Regional Report

DEMOGRAPHICS

- **Total counted in Chico during PIT: 925 people**
- **Gender:** Female (312), Male (528), Transgender (6), A Gender Not Singularly 'Female' or 'Male' (3)
- **Orientation:** Bisexual or Pansexual (10), Straight or Heterosexual (454), Lesbian, Gay, Homosexual, or Same Gender Loving (27), Other (3)
- **Race:** American Indian/Alaskan Native (67), Asian (10), Black/African American (47), Native Hawaiian/Pacific Islander (2), White (677), Other (64)
- **Ethnicity:** Hispanic/Latino (127), Non-Hispanic/Latino (708)
- **Education:** Less than 8th grade (47), More than 8th but less than 12th grade (75), Less than 12th grade (113), High school grad/GED (228), AA (30), Some college (163), College degree or more (42), Currently in school (13)
- **Income:** No income (119), \$1-\$150 (106), \$151-\$250 (30), \$251-\$500 (60), \$501-\$1,000 (98), \$1,001-\$1,500 (40), \$1,501-\$2,000 (6), \$1,001-\$2,000 (171), Over \$2,000 (27)

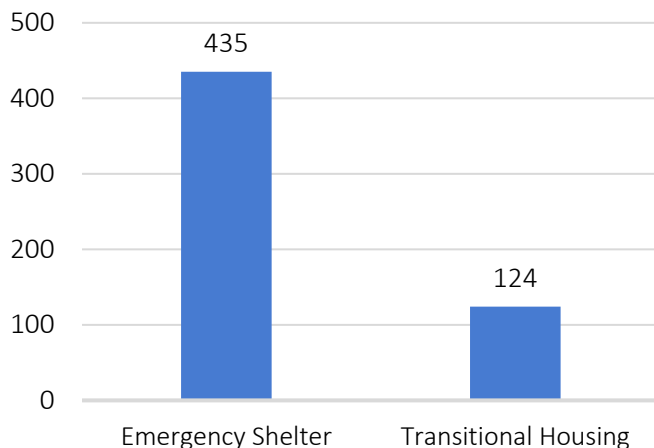
2023 PIT Count, Butte County Total:
1,237 People



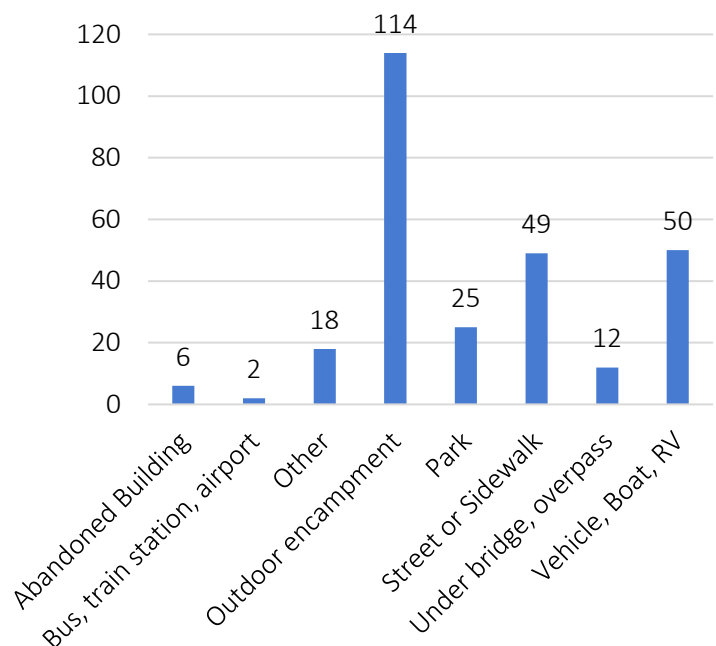
SHELTERING

- Unsheltered (366), Sheltered (559)

If Sheltered,
Where did you sleep last night?



If Unsheltered,
Where did you sleep last night?

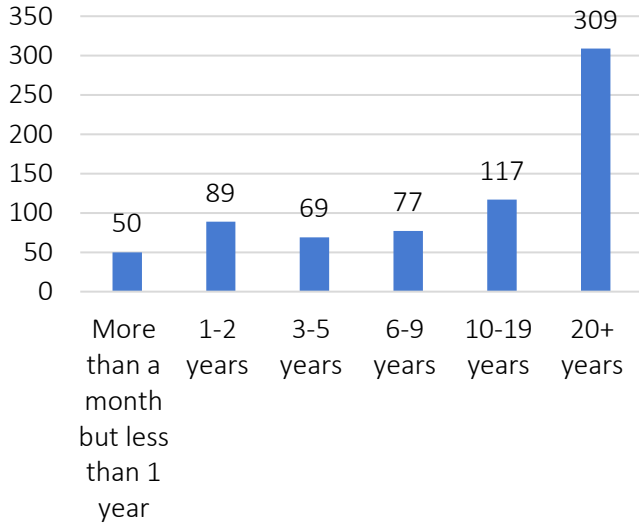


Missing, unknown, and refused data is not represented these datasets, so each item may not add up to 100%. To see missing and refused data, refer to the Data Tables at the end of the 2023 PIT Count Report.

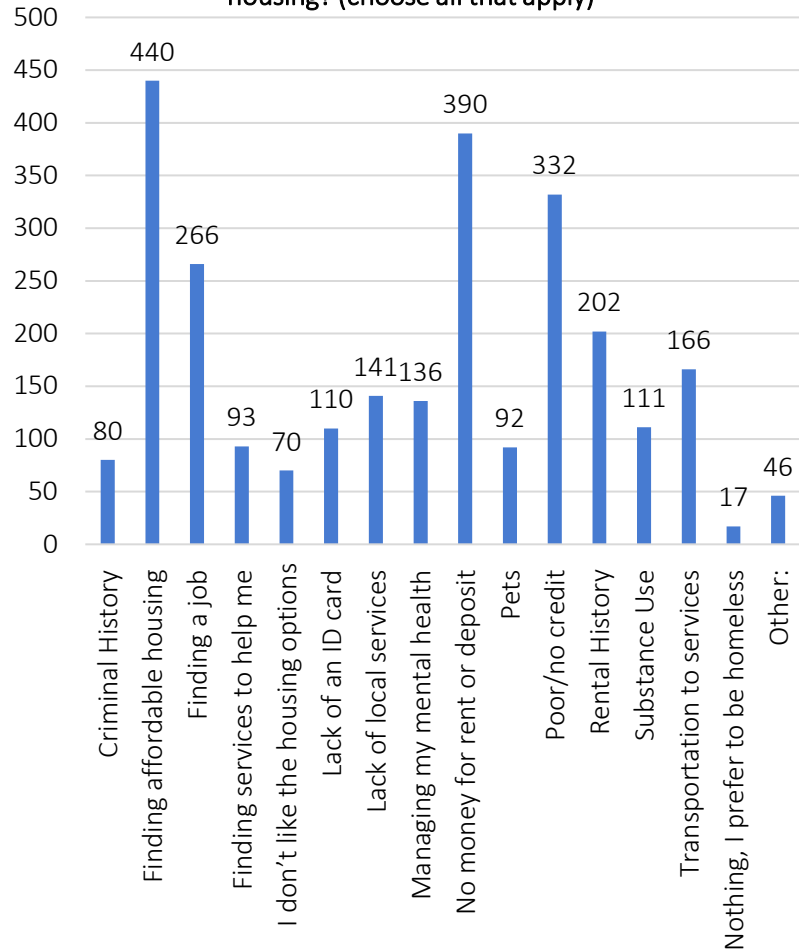
HOUSELESSNESS IN CHICO

- **Chronically Homeless:** Yes (261), No (574)
- **First Time Experiencing Homelessness:** Yes (266), No (289)
- **Living in Butte County When Became Homeless:** Yes (612), No (115)

How long have you been in Butte County? If in and out, what is the TOTAL amount of time?



What barriers prevent you from accessing permanent housing? (choose all that apply)



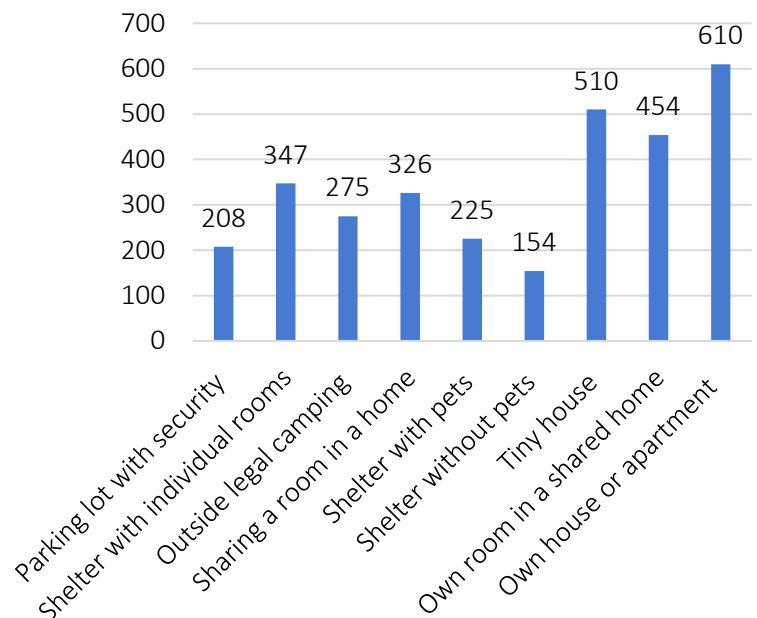
SPECIAL POPULATIONS

- **Veteran:** Yes (51), No (695)
- **Domestic Violence Survivor:** Yes (277), No (448)
- **Ever Stayed in Foster Care or Group Home:** Yes (196), No (519)
- **Left Foster Care or Group Home without housing:** Yes (46)
- **Currently on Probation or Parole:** Yes (60), No (599)
- **Released from jail without housing:** Yes (40)

HEALTH

- **Substance Use Disorder:** Alcohol Use Disorder (63), Drug Use Disorder (168), Both Alcohol and Drug Use Disorders (90), No (460)
- **Chronic Health Condition:** Yes (317), No (487)
- **Mental Health Disorder:** Yes (355), No (434)
- **Physical Disability:** Yes (309), No (497)
- **Developmental Disability:** Yes (124), No (675)
- **Living with HIV/AIDS:** Yes (6), No (804)

What housing and/or sheltering options would you be interested in? (choose all that apply)



Missing, unknown, and refused data is not represented these datasets, so each item may not add up to 100%. To see missing and refused data, refer to the Data Tables at the end of the 2023 PIT Count Report.